APEX Clearing™
a PEAK6 company

Monthly Best Execution Statistics

January 2026

APEX Clearing™ a PEAK6 company

Monthly Best Execution

01 / January 2026 - Speed

Apex Speed
Industry Speed

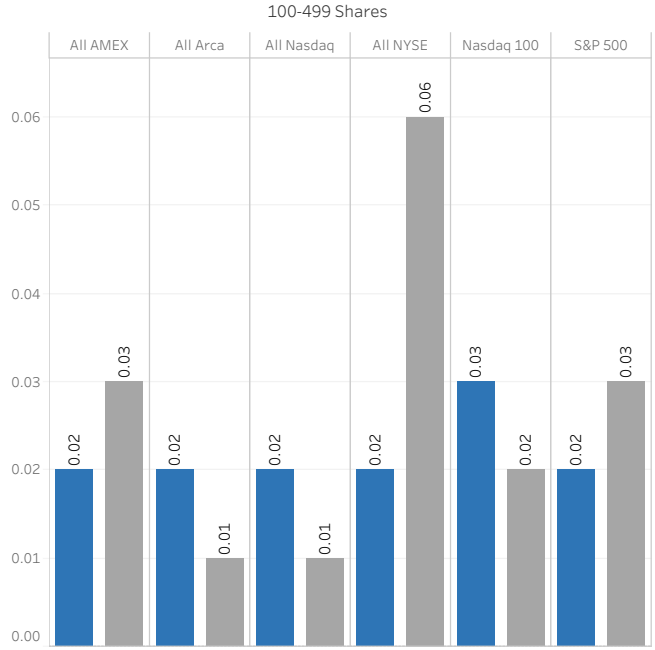

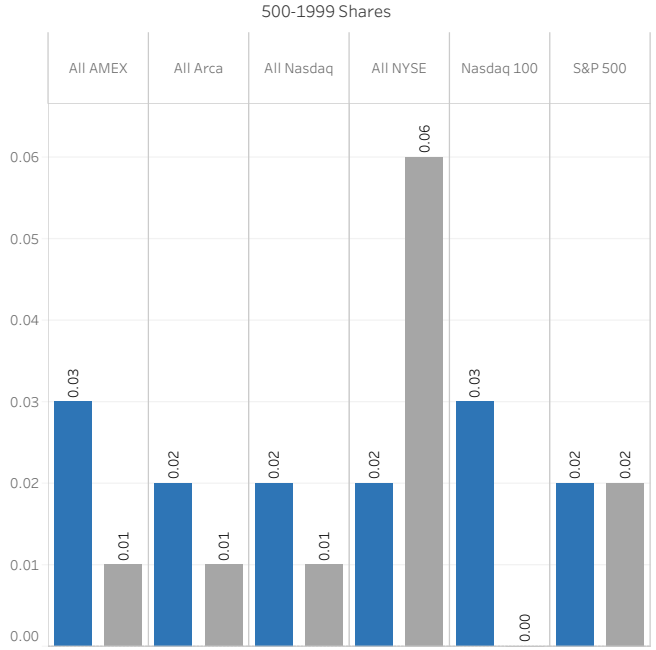

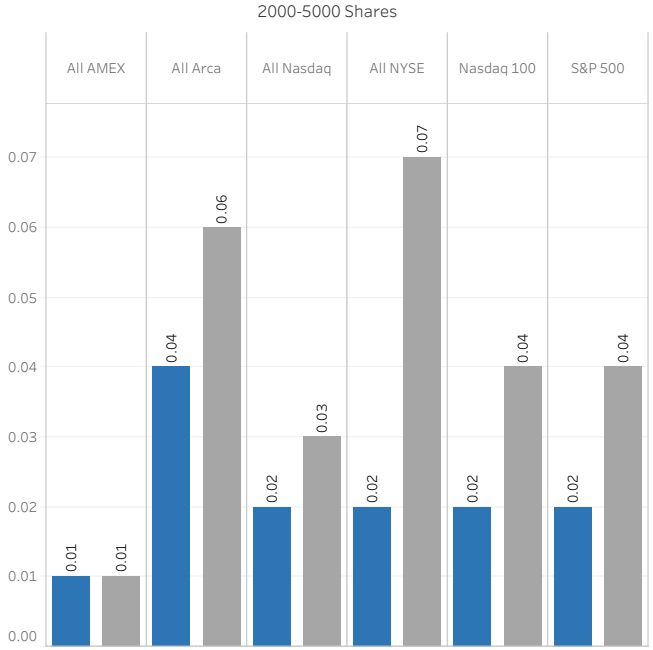

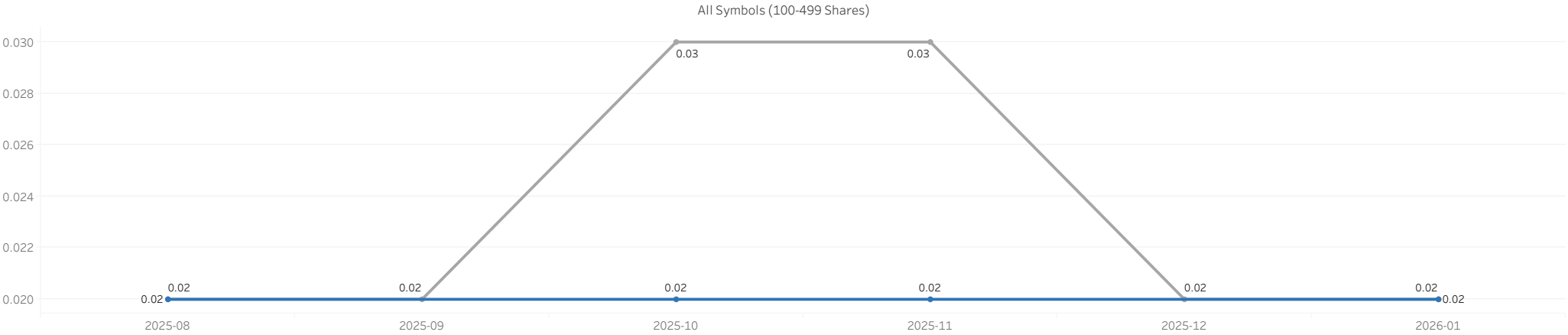

Source: Statistics cover 'Held' market and marketable limit non-oversized orders handled by APEX. Statistics provided by S3 Matching Technologies.
S3 is an independent company and not affiliated with APEX. Industry statistics are derived from Rule 605 data. © 2026 S3 Matching Technologies

02 / January 2026 - Effective / Quoted (EQ)

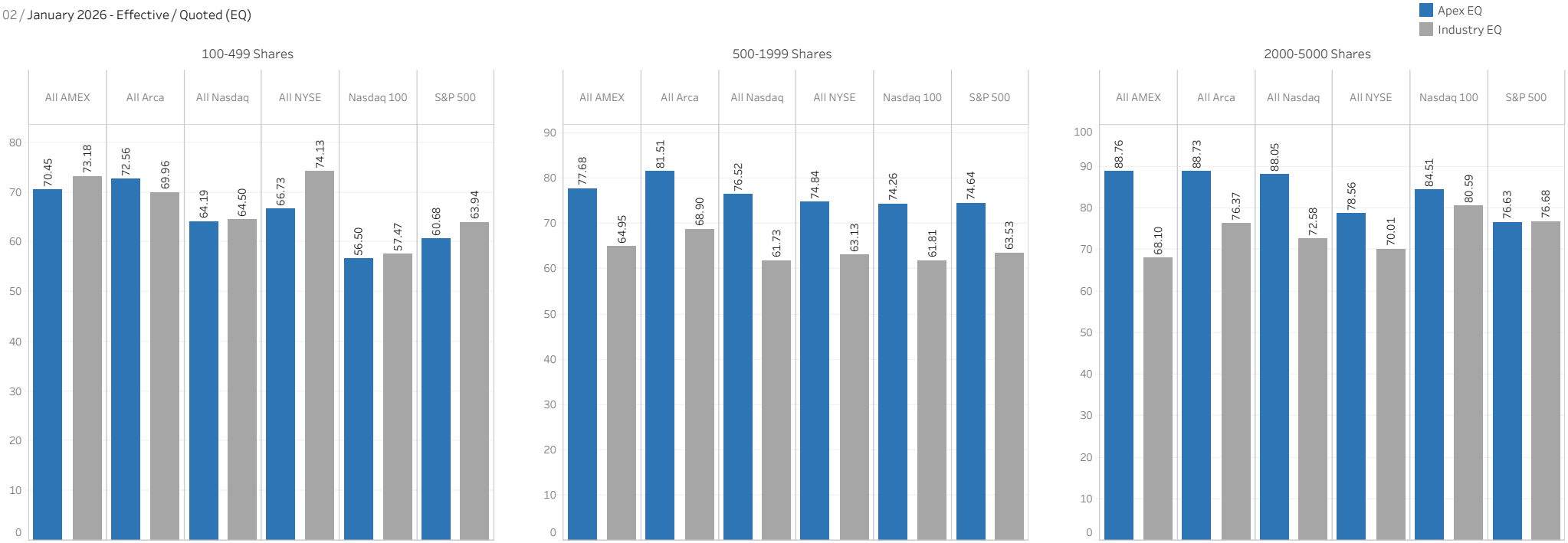

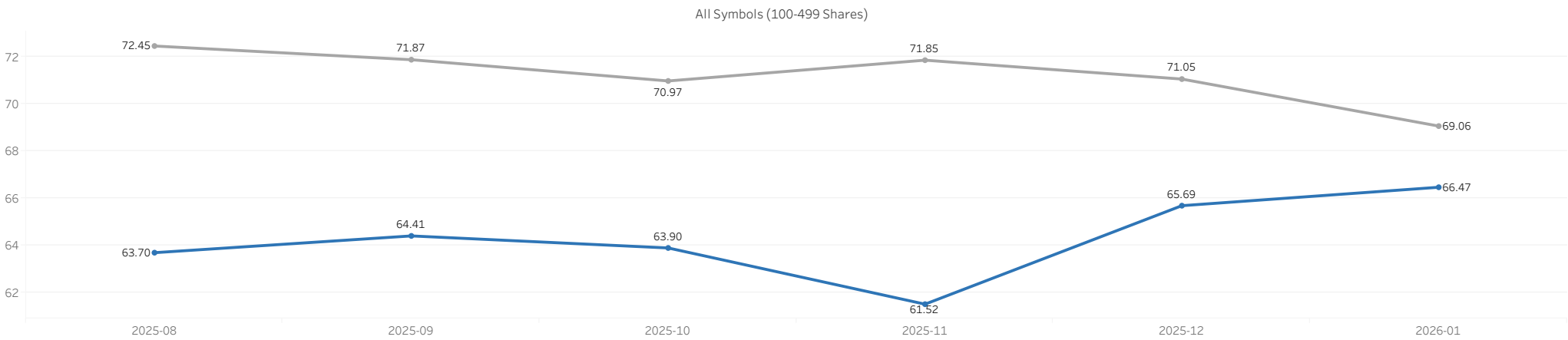

Source: Statistics cover 'Held' market and marketable limit non-oversized orders handled by APEX. Statistics provided by S3 Matching Technologies.
S3 is an independent company and not affiliated with APEX. Industry statistics are derived from Rule 605 data. © 2026 S3 Matching Technologies

APEX Clearing™ a PEAK6 company

Monthly Best Execution

03 / January 2026 - At or Better (AOB)

Apex AOB
Industry AOB

100-499 Shares

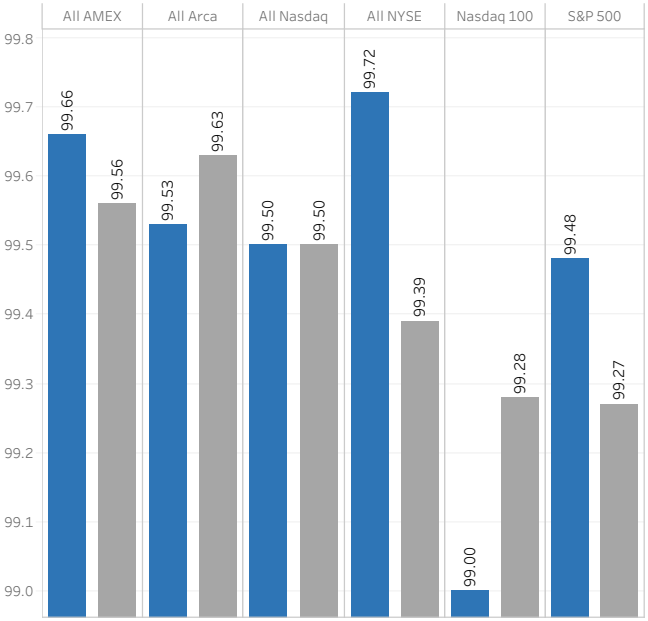

500-1999 Shares

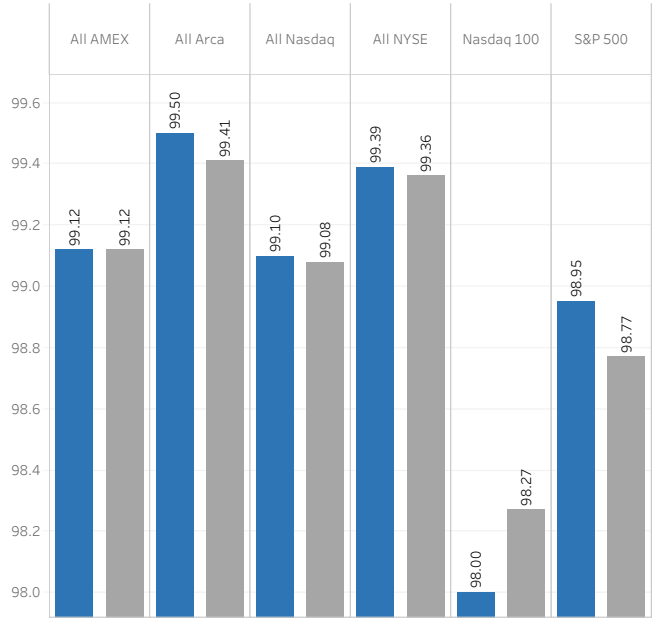

2000-5000 Shares

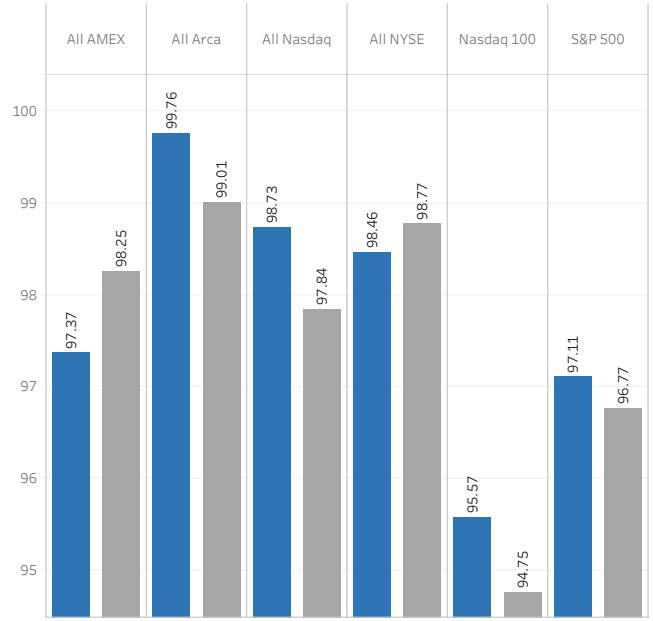

All Symbols (100-499 Shares)

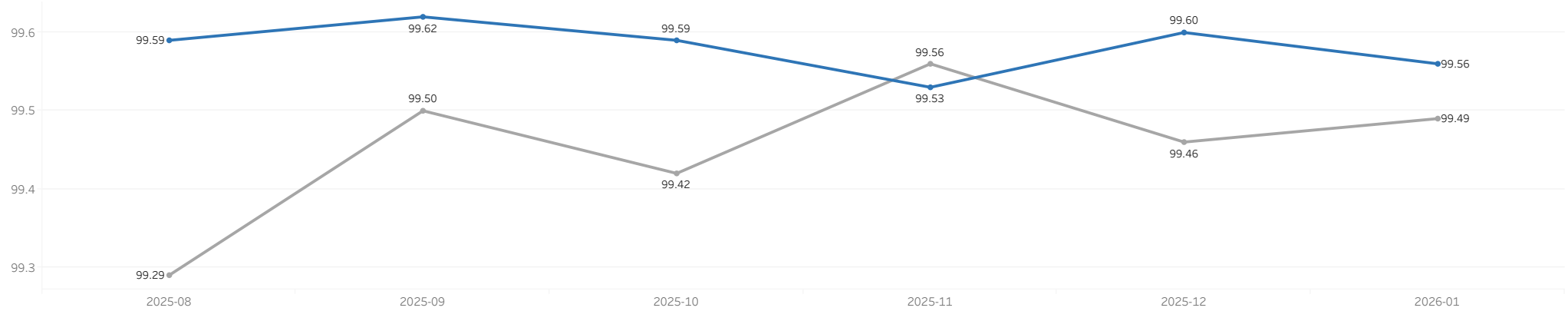

Source: Statistics cover 'Held' market and marketable limit non-oversized orders handled by APEX. Statistics provided by S3 Matching Technologies.
S3 is an independent company and not affiliated with APEX. Industry statistics are derived from Rule 605 data. © 2026 S3 Matching Technologies

APEX Clearing™ a PEAK6 company

Monthly Best Execution

04 / January 2026 - Price Improved (PI)

Apex PI
Industry PI

100-499 Shares

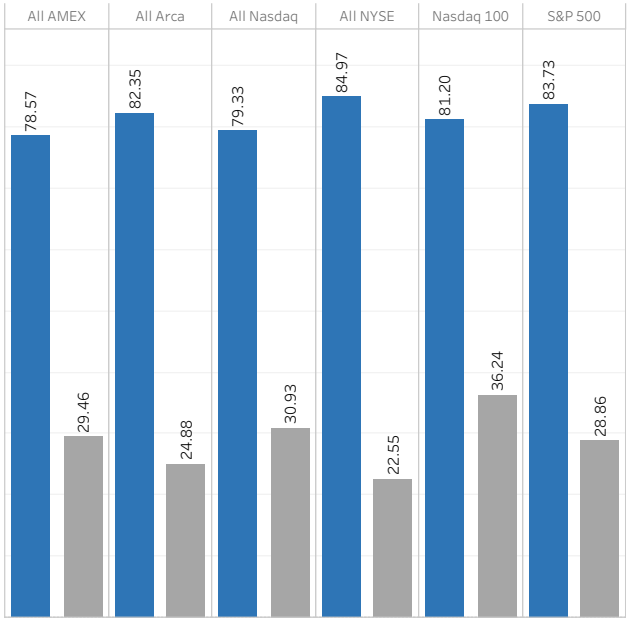

500-1999 Shares

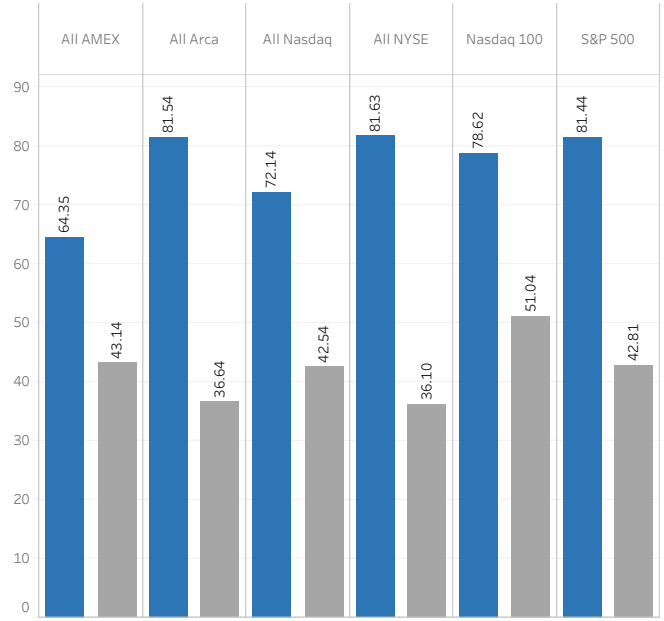

2000-5000 Shares

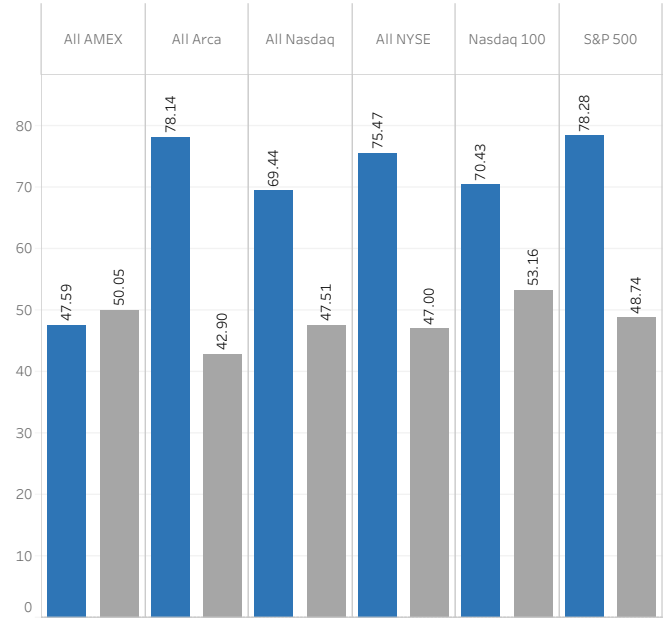

All Symbols (100-499 Shares)

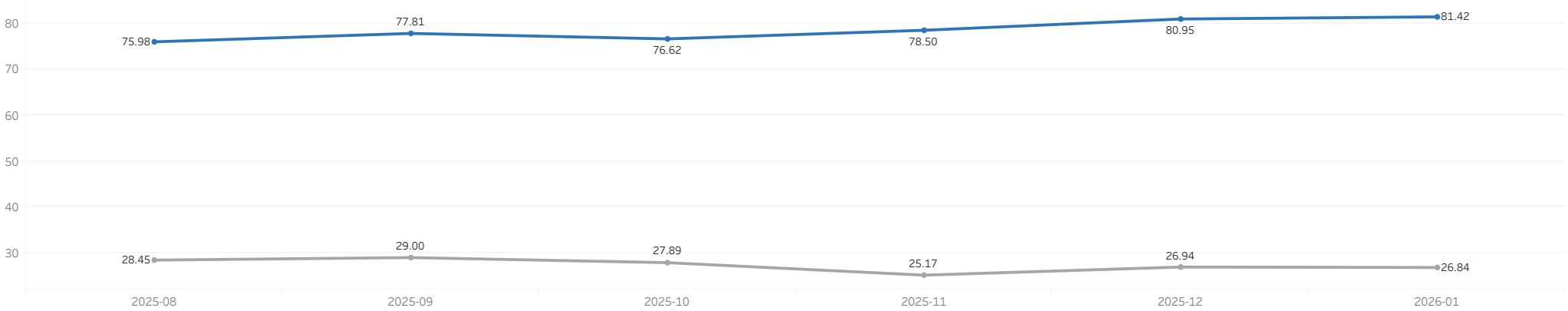

Source: Statistics cover 'Held' market and marketable limit non-oversized orders handled by APEX. Statistics provided by S3 Matching Technologies.
S3 is an independent company and not affiliated with APEX. Industry statistics are derived from Rule 605 data. © 2026 S3 Matching Technologies

05 / January 2026 - Summary

100-499 Shares

	Speed (Industry)	Speed (Apex)	EQ (Industry)	EQ (Apex)	AOB (Industry)	AOB (Apex)	PI (Industry)	PI (Apex)
All AMEX	0.03	0.02	73.18	70.45	99.56	99.66	29.46	78.57
All Arca	0.01	0.02	69.96	72.56	99.63	99.53	24.88	82.35
All Nasdaq	0.01	0.02	64.50	64.19	99.50	99.50	30.93	79.33
All NYSE	0.06	0.02	74.13	66.73	99.39	99.72	22.55	84.97
Nasdaq 100	0.02	0.03	57.47	56.50	99.28	99.00	36.24	81.20
S&P 500	0.03	0.02	63.94	60.68	99.27	99.48	28.86	83.73

500-1999 Shares

	Speed (Industry)	Speed (Apex)	EQ (Industry)	EQ (Apex)	AOB (Industry)	AOB (Apex)	PI (Industry)	PI (Apex)
All AMEX	0.01	0.03	64.95	77.68	99.12	99.12	43.14	64.35
All Arca	0.01	0.02	68.90	81.51	99.41	99.50	36.64	81.54
All Nasdaq	0.01	0.02	61.73	76.52	99.08	99.10	42.54	72.14
All NYSE	0.06	0.02	63.13	74.84	99.36	99.39	36.10	81.63
Nasdaq 100	0.00	0.03	61.81	74.26	98.27	98.00	51.04	78.62
S&P 500	0.02	0.02	63.53	74.64	98.77	98.95	42.81	81.44

2000-5000 Shares

	Speed (Industry)	Speed (Apex)	EQ (Industry)	EQ (Apex)	AOB (Industry)	AOB (Apex)	PI (Industry)	PI (Apex)
All AMEX	0.01	0.01	68.10	88.76	98.25	97.37	50.05	47.59
All Arca	0.06	0.04	76.37	88.73	99.01	99.76	42.90	78.14
All Nasdaq	0.03	0.02	72.58	88.05	97.84	98.73	47.51	69.44
All NYSE	0.07	0.02	70.01	78.56	98.77	98.46	47.00	75.47
Nasdaq 100	0.04	0.02	80.59	84.51	94.75	95.57	53.16	70.43
S&P 500	0.04	0.02	76.68	76.63	96.77	97.11	48.74	78.28

100-5000 Shares

	Speed (Industry)	Speed (Apex)	EQ (Industry)	EQ (Apex)	AOB (Industry)	AOB (Apex)	PI (Industry)	PI (Apex)
2025-08	0.04	0.02	68.50	71.21	98.80	99.19	40.90	70.20
2025-09	0.03	0.02	67.79	73.84	99.01	98.39	41.96	69.97
2025-10	0.03	0.02	67.49	72.30	99.00	99.33	40.38	71.83
2025-11	0.03	0.02	68.91	72.38	99.07	99.33	36.92	76.65
2025-12	0.03	0.02	68.71	76.98	99.00	99.41	37.53	76.69
2026-01	0.03	0.02	67.69	76.19	99.07	99.29	37.02	76.58

Source: Statistics cover 'Held' market and marketable limit non-oversized orders handled by APEX. Statistics provided by S3 Matching Technologies.
S3 is an independent company and not affiliated with APEX. Industry statistics are derived from Rule 605 data. © 2026 S3 Matching Technologies