

APEX Clearing™

a PEAK6 company

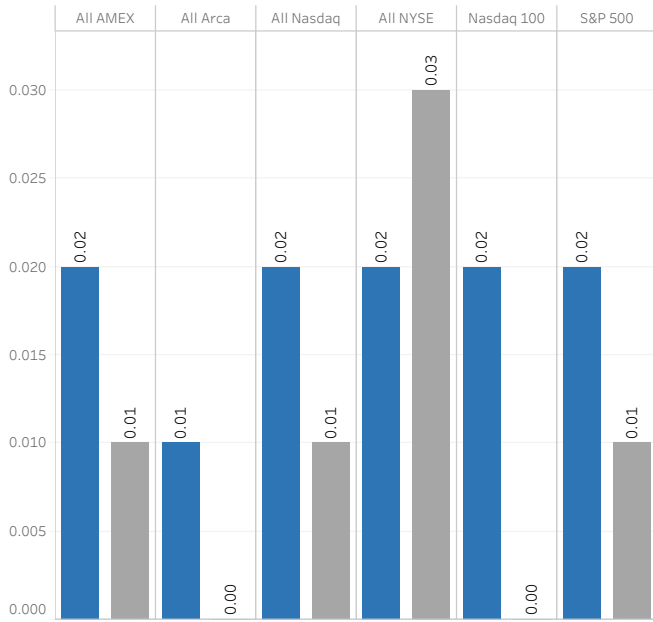
Monthly Best Execution Statistics
September 2024



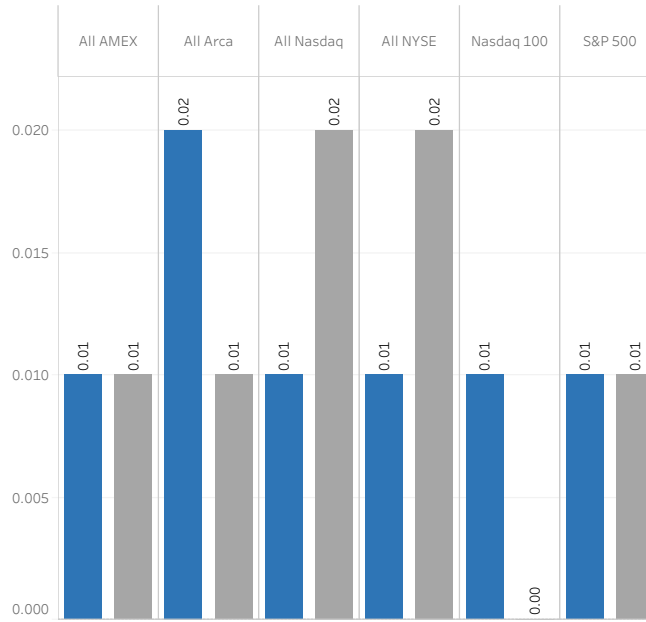
01 / September 2024 - Speed

■ Apex Speed
■ Industry Speed

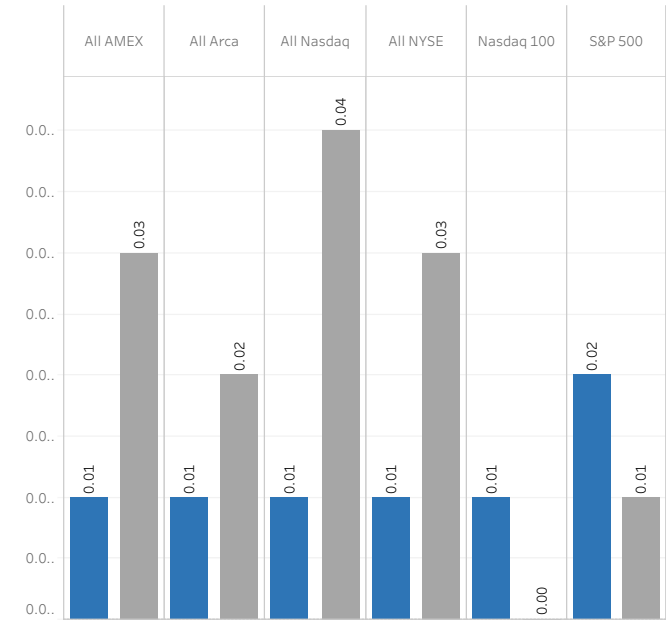
100-499 Shares



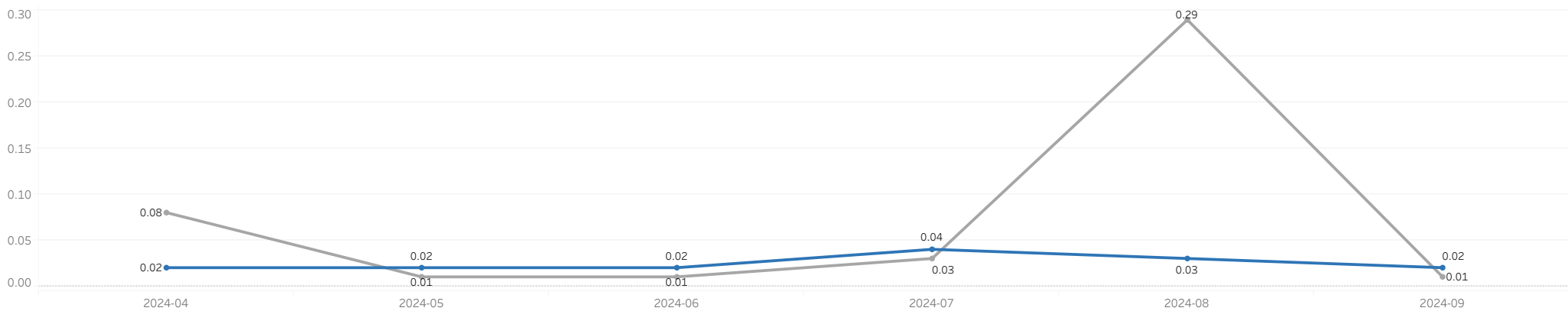
500-1999 Shares



2000-5000 Shares



All Symbols (100-499 Shares)



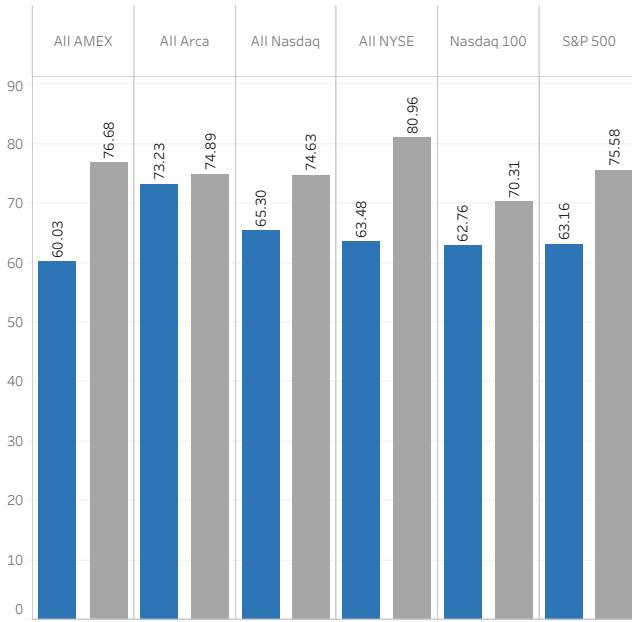
Source: Statistics cover "Held" market and marketable limit non-oversized orders handled by APEX. Statistics provided by S3 Matching Technologies. S3 is an independent company and not affiliated with APEX. Industry statistics are derived from Rule 605 data. © 2024 S3 Matching Technologies



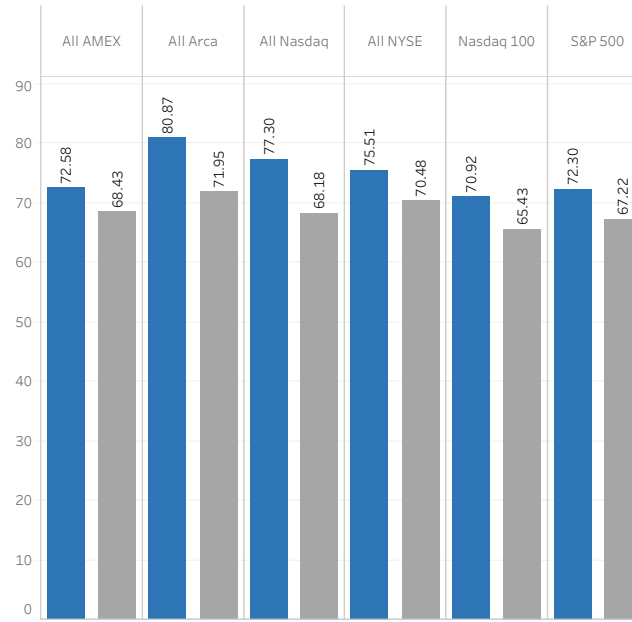
02 / September 2024 - Effective / Quoted (EQ)

■ Apex EQ
■ Industry EQ

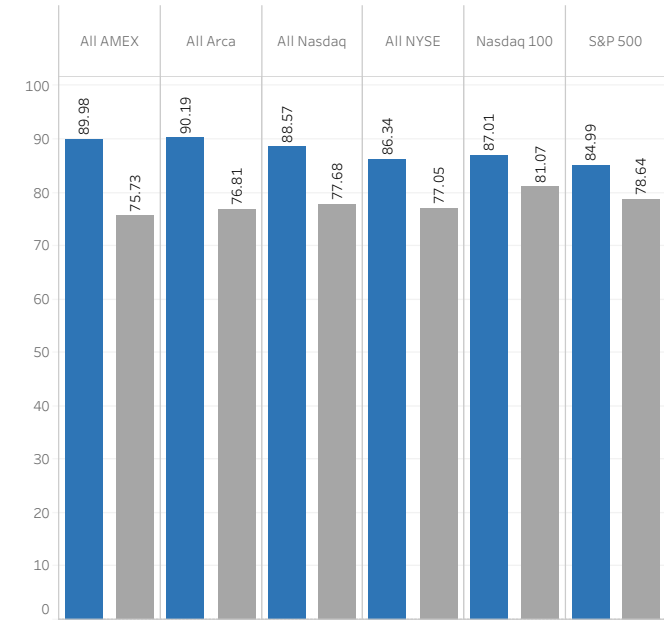
100-499 Shares



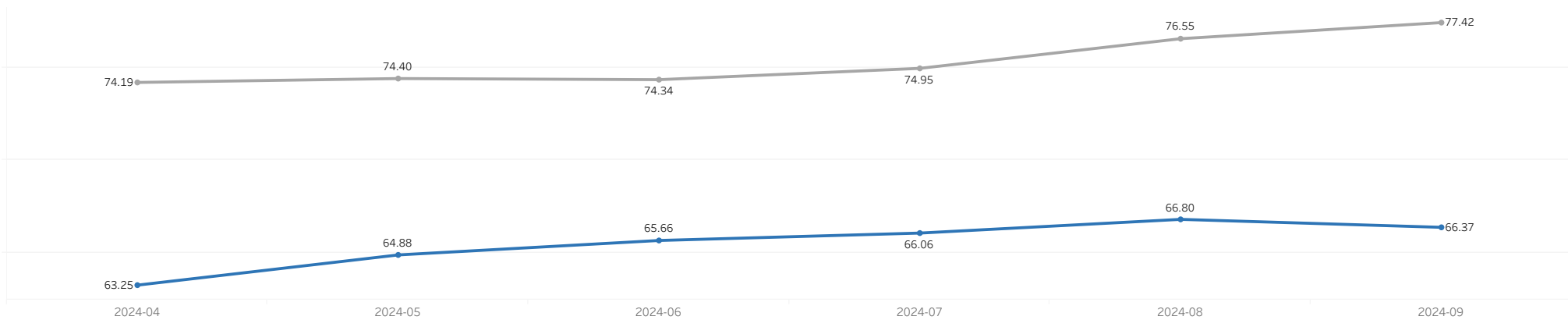
500-1999 Shares



2000-5000 Shares



All Symbols (100-499 Shares)



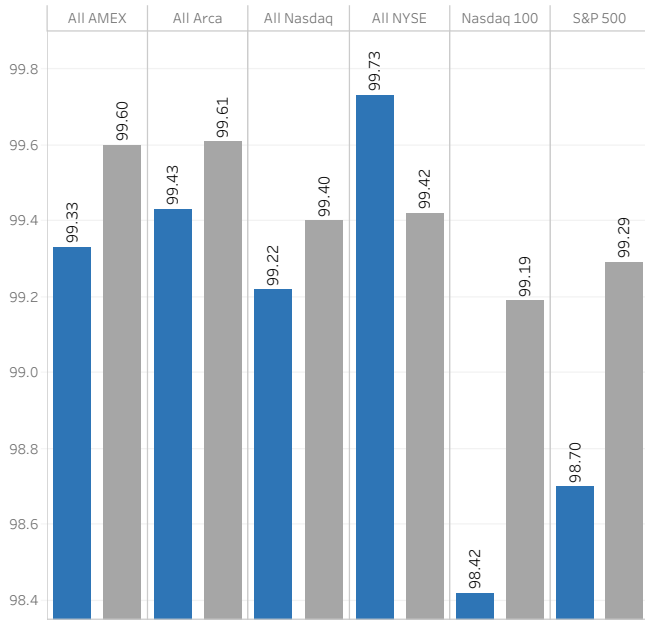
Source: Statistics cover "Held" market and marketable limit non-oversized orders handled by APEX. Statistics provided by S3 Matching Technologies. S3 is an independent company and not affiliated with APEX. Industry statistics are derived from Rule 605 data. © 2024 S3 Matching Technologies



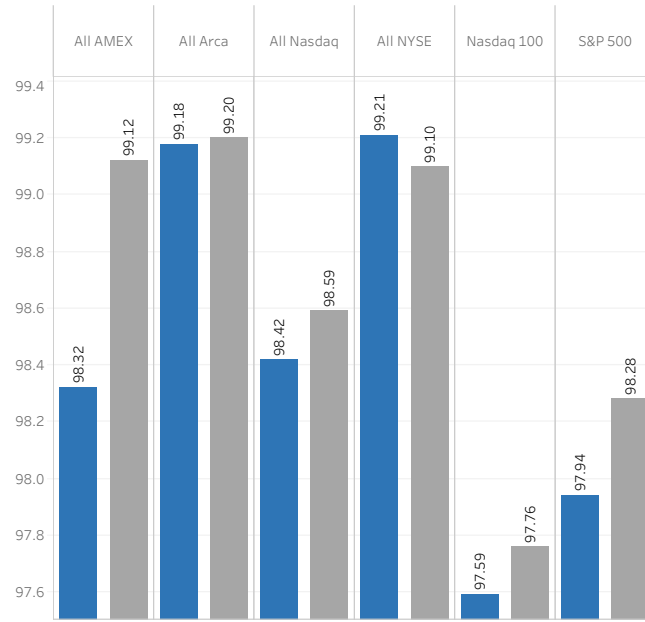
03 / September 2024 - At or Better (AOB)

■ Apex AOB
■ Industry AOB

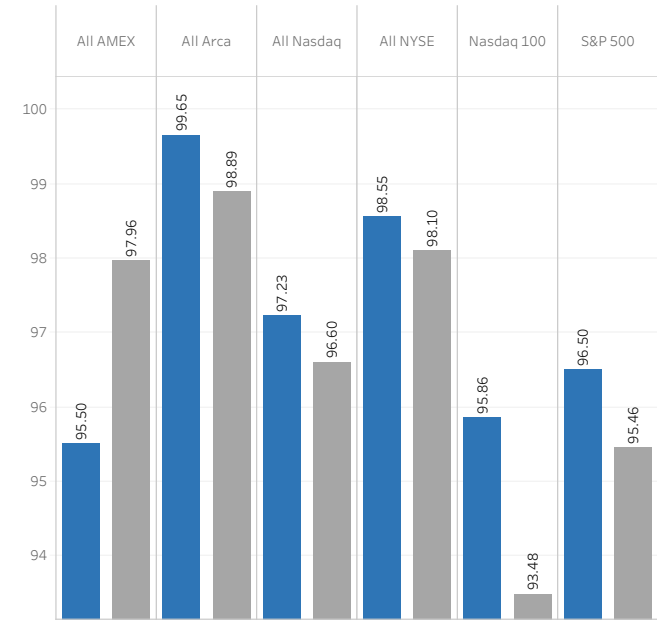
100-499 Shares



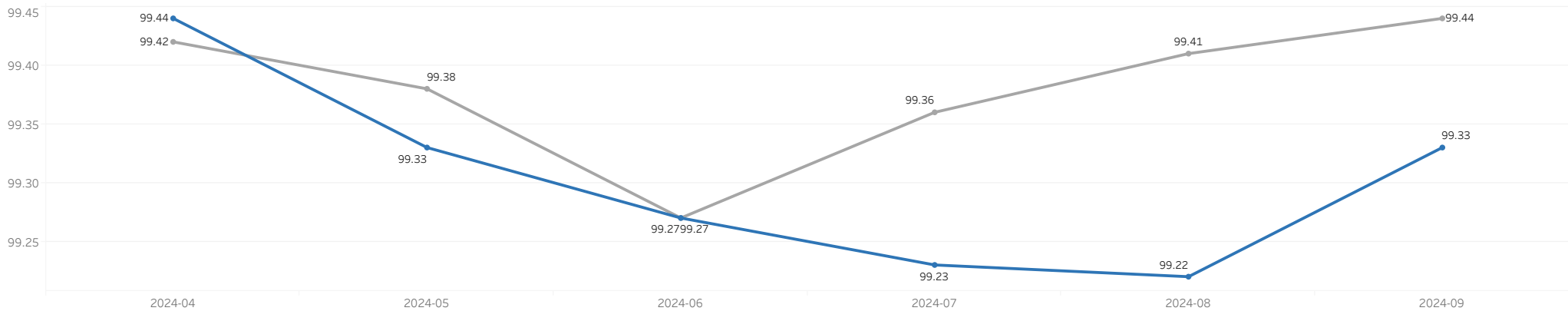
500-1999 Shares



2000-5000 Shares



All Symbols (100-499 Shares)

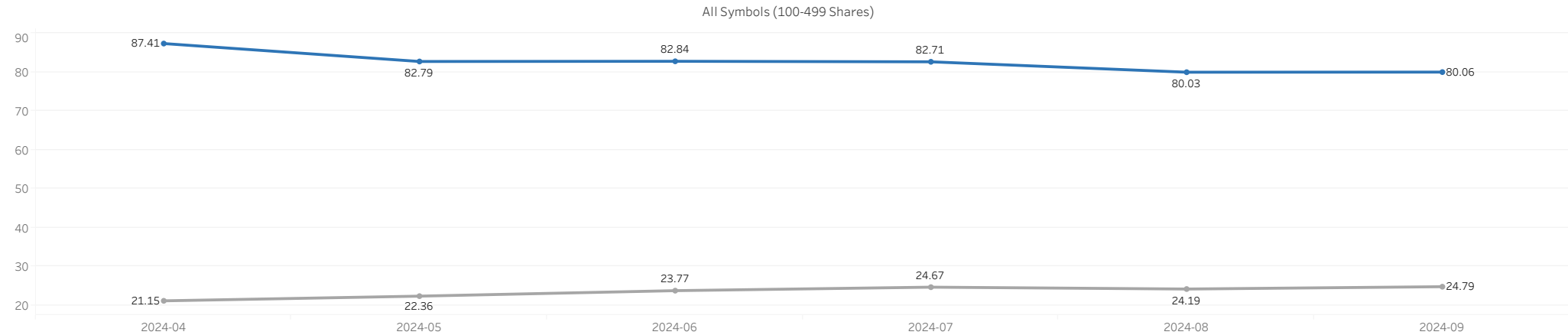
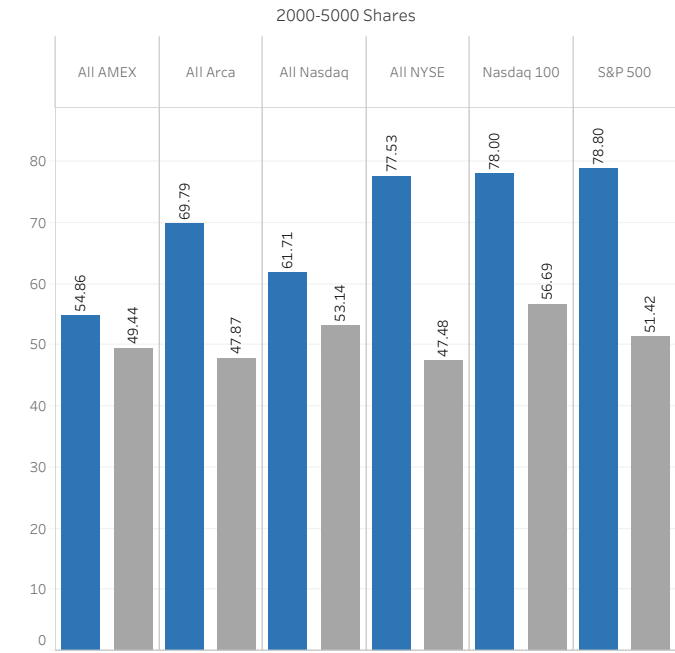
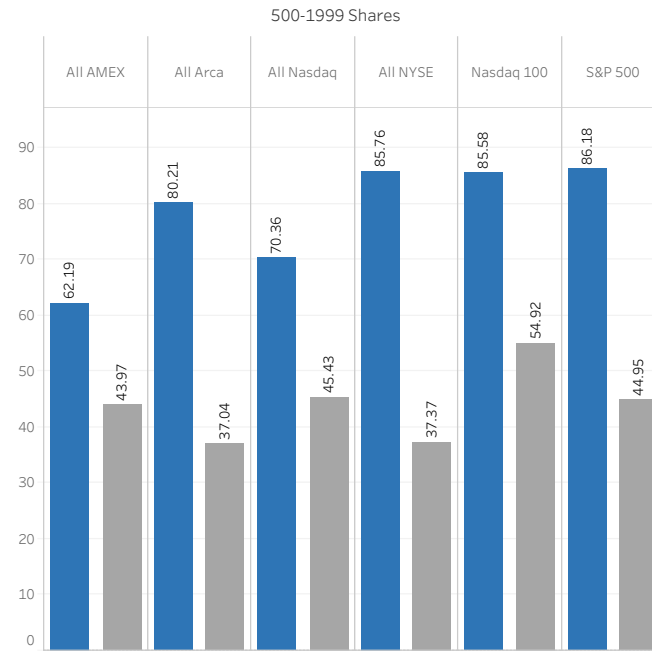
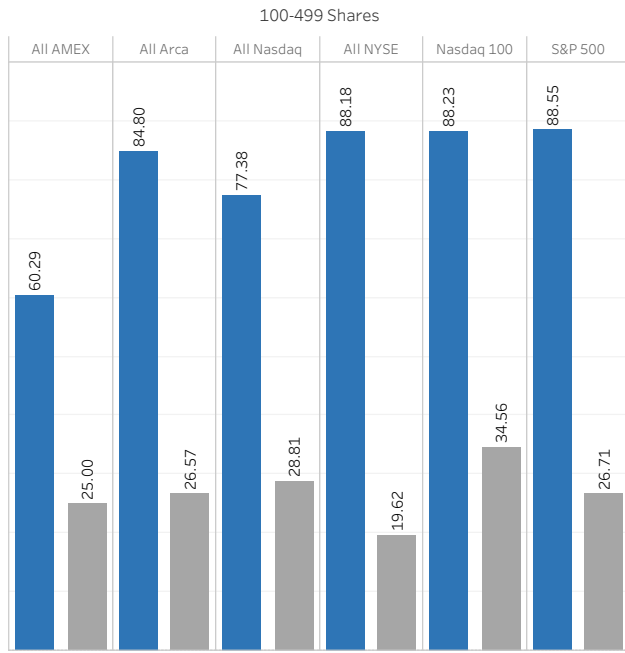


Source: Statistics cover "Held" market and marketable limit non-oversized orders handled by APEX. Statistics provided by S3 Matching Technologies. S3 is an independent company and not affiliated with APEX. Industry statistics are derived from Rule 605 data. © 2024 S3 Matching Technologies



04 / September 2024 - Price Improved (PI)

■ Apex PI
■ Industry PI



Source: Statistics cover "Held" market and marketable limit non-oversized orders handled by APEX. Statistics provided by S3 Matching Technologies. S3 is an independent company and not affiliated with APEX. Industry statistics are derived from Rule 605 data. © 2024 S3 Matching Technologies



05 / September 2024 - Summary

100-499 Shares

	Speed (Industry)	Speed (Apex)	EQ (Industry)	EQ (Apex)	AOB (Industry)	AOB (Apex)	PI (Industry)	PI (Apex)
All AMEX	0.01	0.02	76.68	60.03	99.60	99.33	25.00	60.29
All Arca	0.00	0.01	74.89	73.23	99.61	99.43	26.57	84.80
All Nasdaq	0.01	0.02	74.63	65.30	99.40	99.22	28.81	77.38
All NYSE	0.03	0.02	80.96	63.48	99.42	99.73	19.62	88.18
Nasdaq 100	0.00	0.02	70.31	62.76	99.19	98.42	34.56	88.23
S&P 500	0.01	0.02	75.58	63.16	99.29	98.70	26.71	88.55

500-1999 Shares

	Speed (Industry)	Speed (Apex)	EQ (Industry)	EQ (Apex)	AOB (Industry)	AOB (Apex)	PI (Industry)	PI (Apex)
All AMEX	0.01	0.01	68.43	72.58	99.12	98.32	43.97	62.19
All Arca	0.01	0.02	71.95	80.87	99.20	99.18	37.04	80.21
All Nasdaq	0.02	0.01	68.18	77.30	98.59	98.42	45.43	70.36
All NYSE	0.02	0.01	70.48	75.51	99.10	99.21	37.37	85.76
Nasdaq 100	0.00	0.01	65.43	70.92	97.76	97.59	54.92	85.58
S&P 500	0.01	0.01	67.22	72.30	98.28	97.94	44.95	86.18

2000-5000 Shares

	Speed (Industry)	Speed (Apex)	EQ (Industry)	EQ (Apex)	AOB (Industry)	AOB (Apex)	PI (Industry)	PI (Apex)
All AMEX	0.03	0.01	75.73	89.98	97.96	95.50	49.44	54.86
All Arca	0.02	0.01	76.81	90.19	98.89	99.65	47.87	69.79
All Nasdaq	0.04	0.01	77.68	88.57	96.60	97.23	53.14	61.71
All NYSE	0.03	0.01	77.05	86.34	98.10	98.55	47.48	77.53
Nasdaq 100	0.00	0.01	81.07	87.01	93.48	95.86	56.69	78.00
S&P 500	0.01	0.02	78.64	84.99	95.46	96.50	51.42	78.80

100-5000 Shares

	Speed (Industry)	Speed (Apex)	EQ (Industry)	EQ (Apex)	AOB (Industry)	AOB (Apex)	PI (Industry)	PI (Apex)
2024-04	0.13	0.02	71.02	73.59	98.86	98.72	33.36	77.70
2024-05	0.04	0.02	72.29	74.69	98.78	98.44	33.07	71.64
2024-06	0.03	0.02	71.99	75.19	98.63	98.51	35.13	73.19
2024-07	0.06	0.03	71.54	76.74	98.70	98.55	37.14	73.93
2024-08	0.34	0.03	72.65	76.86	98.78	98.58	37.10	71.58
2024-09	0.02	0.01	74.95	76.71	98.66	98.60	38.17	71.99

Source: Statistics cover "Held" market and marketable limit non-oversized orders handled by APEX. Statistics provided by S3 Matching Technologies. S3 is an independent company and not affiliated with APEX. Industry statistics are derived from Rule 605 data. © 2024 S3 Matching Technologies

