

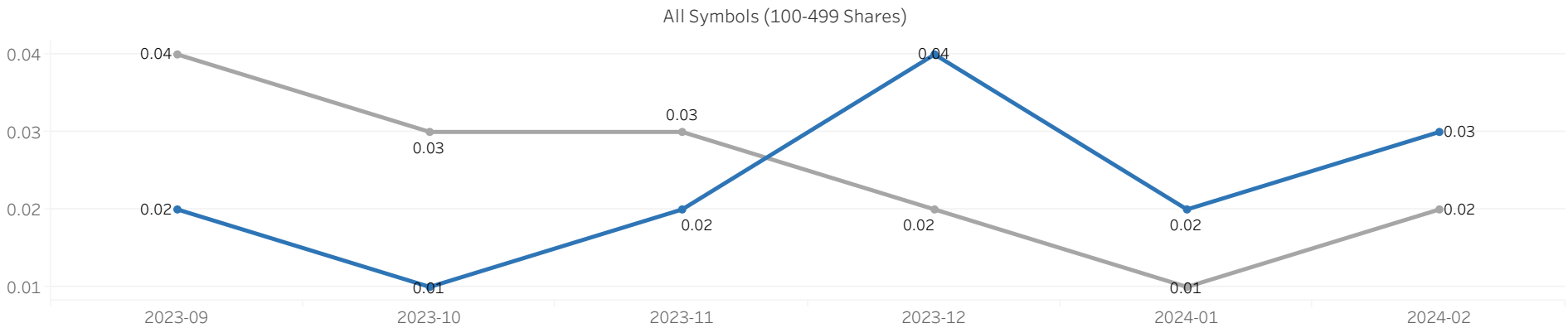
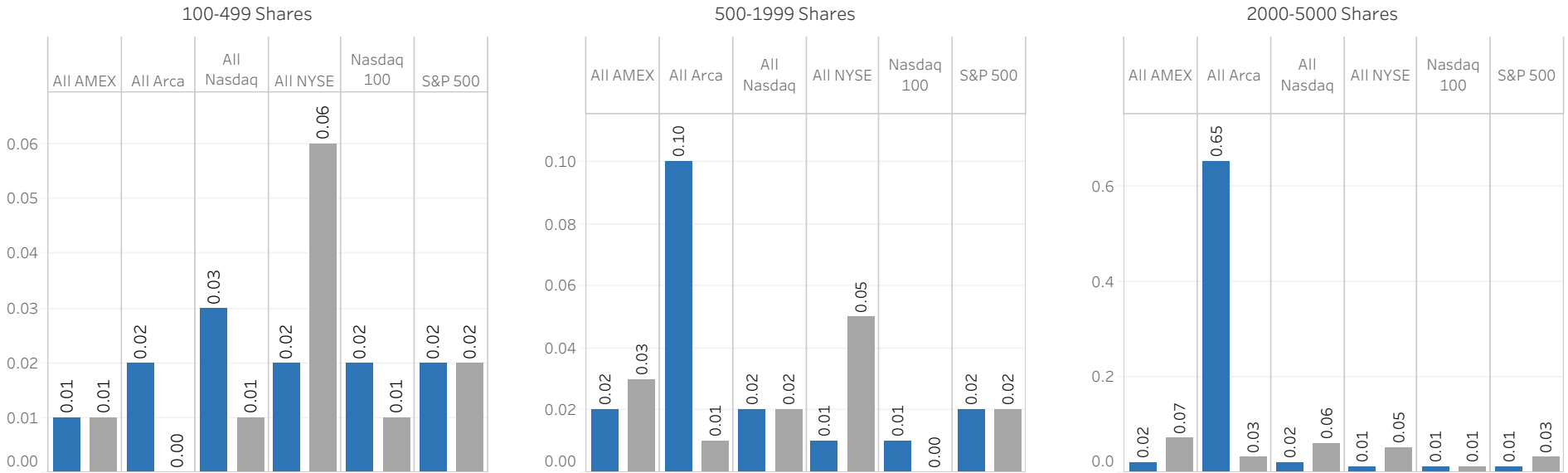


Monthly Best Execution Statistics
February 2024



01 / February 2024 - Speed

■ Apex Speed
 ■ Industry Speed

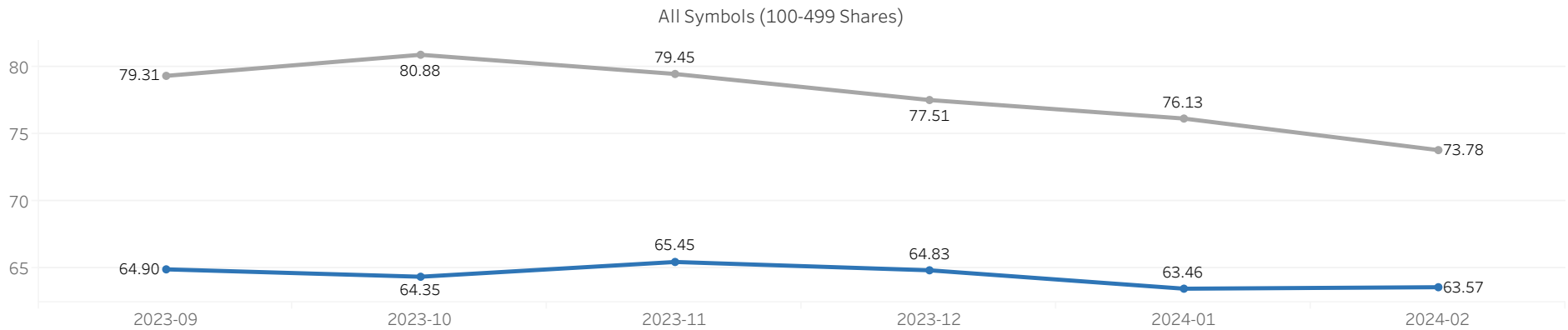
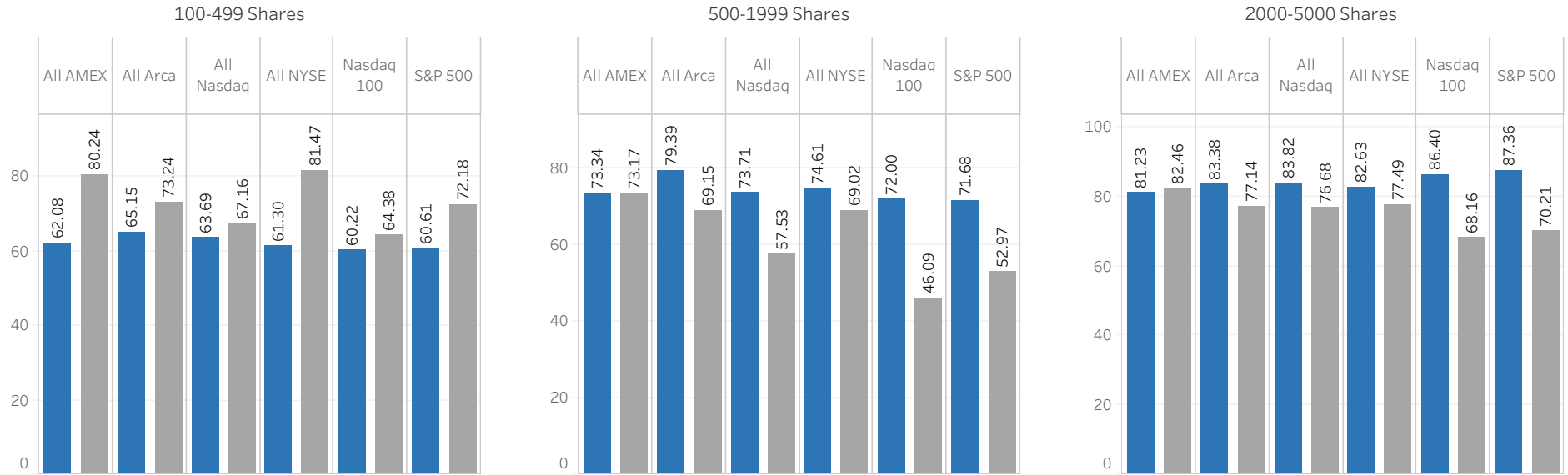


Source: Statistics cover 'Held' market and marketable limit non-oversized orders handled by APEX. Statistics provided by S3 Matching Technologies. S3 is an independent company and not affiliated with APEX. Industry statistics are derived from Rule 605 data. © 2024 S3 Matching Technologies



02 / February 2024 - Effective / Quoted (EQ)

■ Apex EQ
 ■ Industry EQ

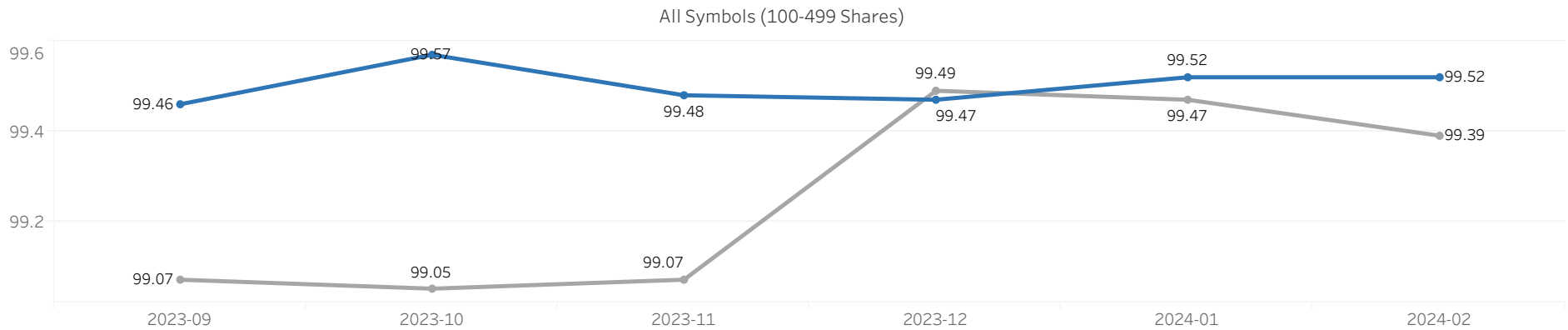
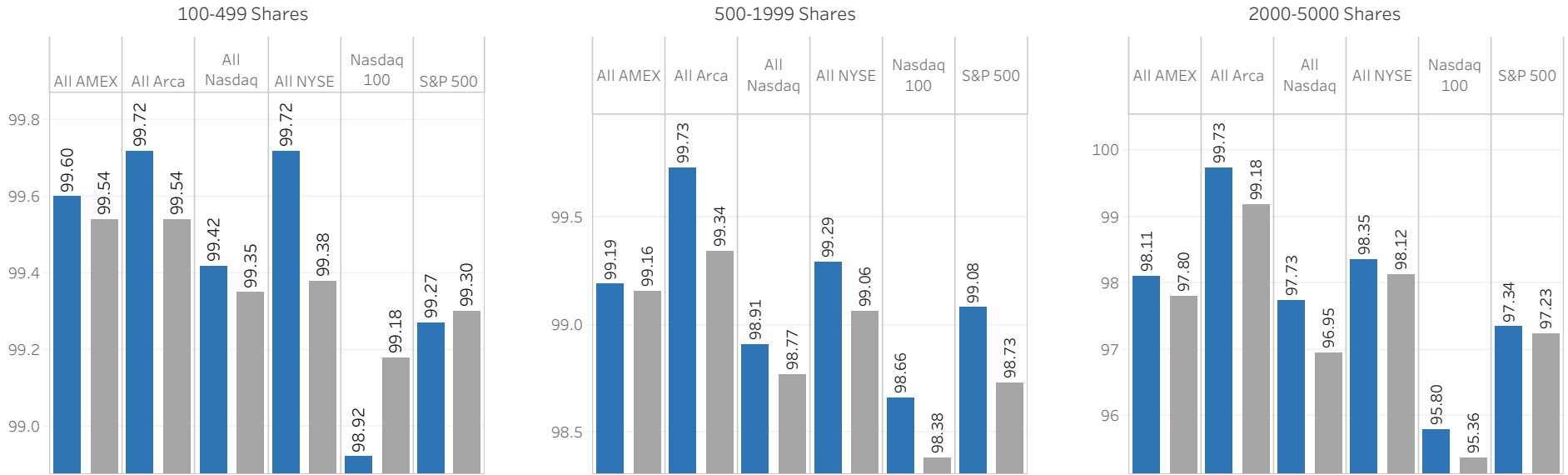


Source: Statistics cover 'Held' market and marketable limit non-oversized orders handled by APEX. Statistics provided by S3 Matching Technologies. S3 is an independent company and not affiliated with APEX. Industry statistics are derived from Rule 605 data. © 2024 S3 Matching Technologies



03 / February 2024 - At or Better (AOB)

■ Apex AOB
■ Industry AOB

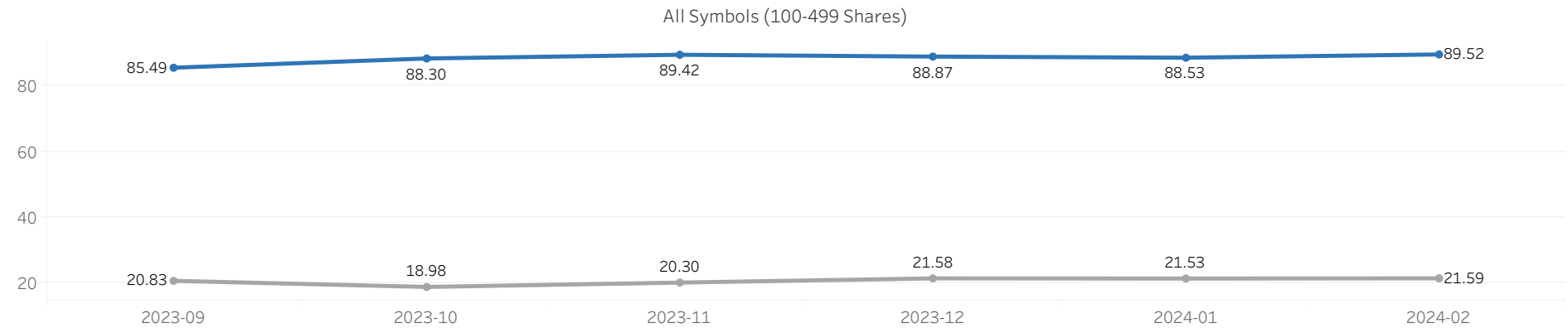
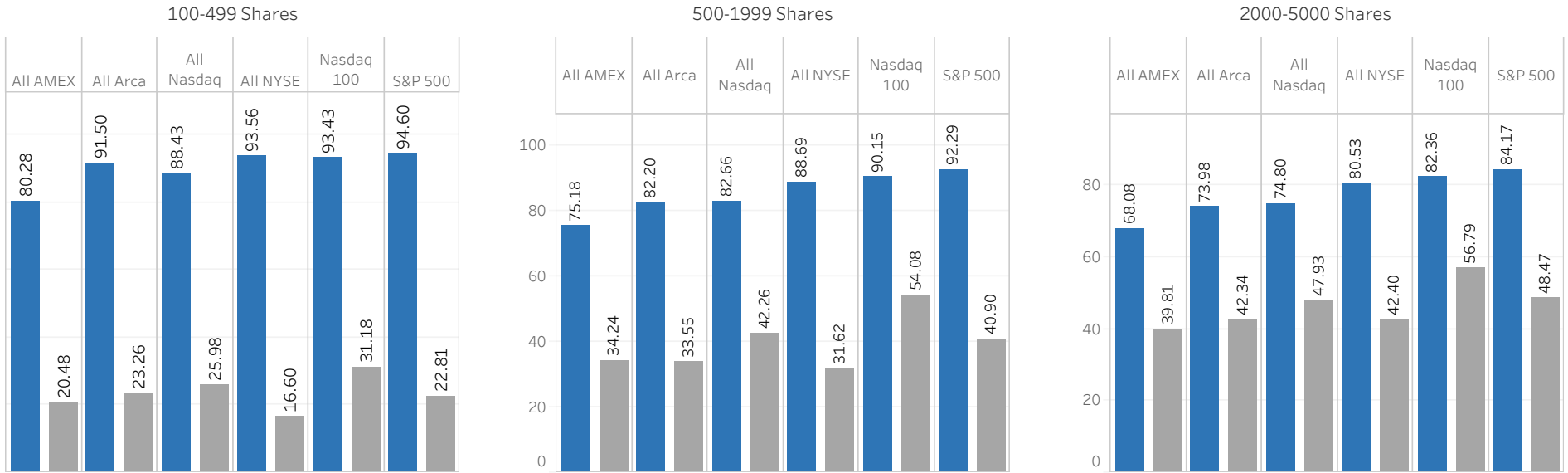


Source: Statistics cover 'Held' market and marketable limit non-oversized orders handled by APEX. Statistics provided by S3 Matching Technologies. S3 is an independent company and not affiliated with APEX. Industry statistics are derived from Rule 605 data. © 2024 S3 Matching Technologies



04 / February 2024 - Price Improved (PI)

■ Apex PI
■ Industry PI



Source: Statistics cover 'Held' market and marketable limit non-oversized orders handled by APEX. Statistics provided by S3 Matching Technologies. S3 is an independent company and not affiliated with APEX. Industry statistics are derived from Rule 605 data. © 2024 S3 Matching Technologies



05 / February 2024 - Summary

100-499 Shares

	Speed (Industry)	Speed (Apex)	EQ (Industry)	EQ (Apex)	AOB (Industry)	AOB (Apex)	PI (Industry)	PI (Apex)
All AMEX	0.01	0.01	80.24	62.08	99.54	99.60	20.48	80.28
All Arca	0.00	0.02	73.24	65.15	99.54	99.72	23.26	91.50
All Nasdaq	0.01	0.03	67.16	63.69	99.35	99.42	25.98	88.43
All NYSE	0.06	0.02	81.47	61.30	99.38	99.72	16.60	93.56
Nasdaq 100	0.01	0.02	64.38	60.22	99.18	98.92	31.18	93.43
S&P 500	0.02	0.02	72.18	60.61	99.30	99.27	22.81	94.60

500-1999 Shares

	Speed (Industry)	Speed (Apex)	EQ (Industry)	EQ (Apex)	AOB (Industry)	AOB (Apex)	PI (Industry)	PI (Apex)
All AMEX	0.03	0.02	73.17	73.34	99.16	99.19	34.24	75.18
All Arca	0.01	0.10	69.15	79.39	99.34	99.73	33.55	82.20
All Nasdaq	0.02	0.02	57.53	73.71	98.77	98.91	42.26	82.66
All NYSE	0.05	0.01	69.02	74.61	99.06	99.29	31.62	88.69
Nasdaq 100	0.00	0.01	46.09	72.00	98.38	98.66	54.08	90.15
S&P 500	0.02	0.02	52.97	71.68	98.73	99.08	40.90	92.29

2000-5000 Shares

	Speed (Industry)	Speed (Apex)	EQ (Industry)	EQ (Apex)	AOB (Industry)	AOB (Apex)	PI (Industry)	PI (Apex)
All AMEX	0.07	0.02	82.46	81.23	97.80	98.11	39.81	68.08
All Arca	0.03	0.65	77.14	83.38	99.18	99.73	42.34	73.98
All Nasdaq	0.06	0.02	76.68	83.82	96.95	97.73	47.93	74.80
All NYSE	0.05	0.01	77.49	82.63	98.12	98.35	42.40	80.53
Nasdaq 100	0.01	0.01	68.16	86.40	95.36	95.80	56.79	82.36
S&P 500	0.03	0.01	70.21	87.36	97.23	97.34	48.47	84.17

100-5000 Shares

	Speed (Industry)	Speed (Apex)	EQ (Industry)	EQ (Apex)	AOB (Industry)	AOB (Apex)	PI (Industry)	PI (Apex)
2023-09	0.07	0.02	75.40	74.99	98.57	98.92	32.85	79.95
2023-10	0.06	0.02	76.88	74.30	98.54	99.11	30.77	82.94
2023-11	0.06	0.02	75.54	74.38	98.56	98.89	31.81	84.51
2023-12	0.05	0.04	73.77	73.46	98.90	98.83	33.44	81.89
2024-01	0.03	0.04	72.25	73.58	98.92	98.91	33.22	81.25
2024-02	0.03	0.04	70.43	72.53	98.83	98.86	33.11	81.26

Source: Statistics cover 'Held' market and marketable limit non-oversized orders handled by APEX. Statistics provided by S3 Matching Technologies. S3 is an independent company and not affiliated with APEX. Industry statistics are derived from Rule 605 data. © 2024 S3 Matching Technologies

