

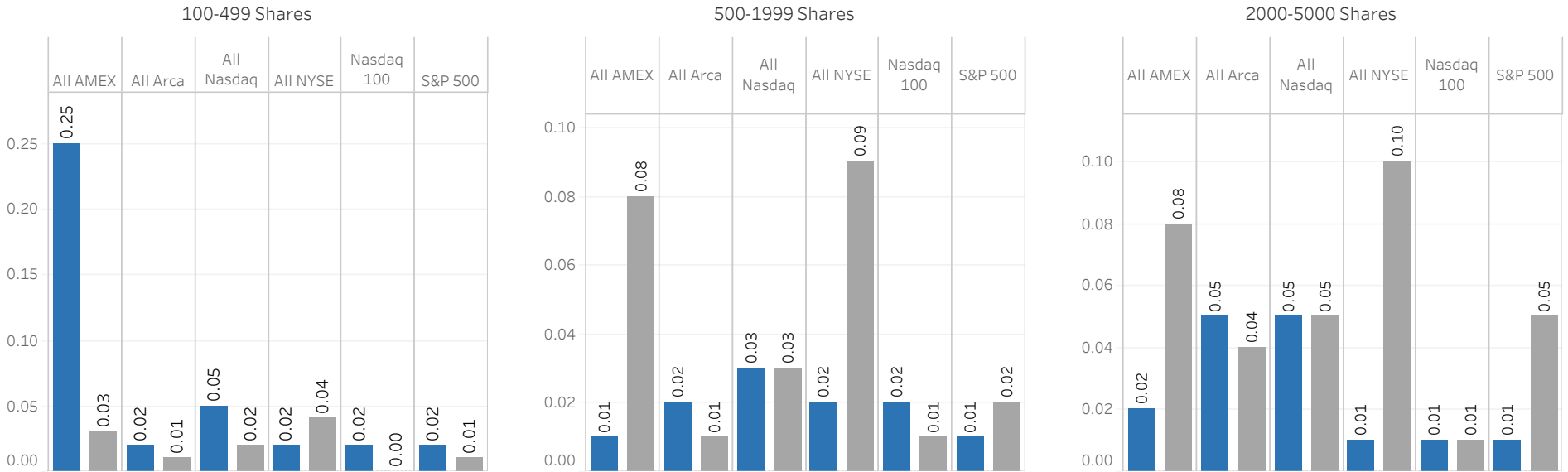


Monthly Best Execution Statistics
December 2023

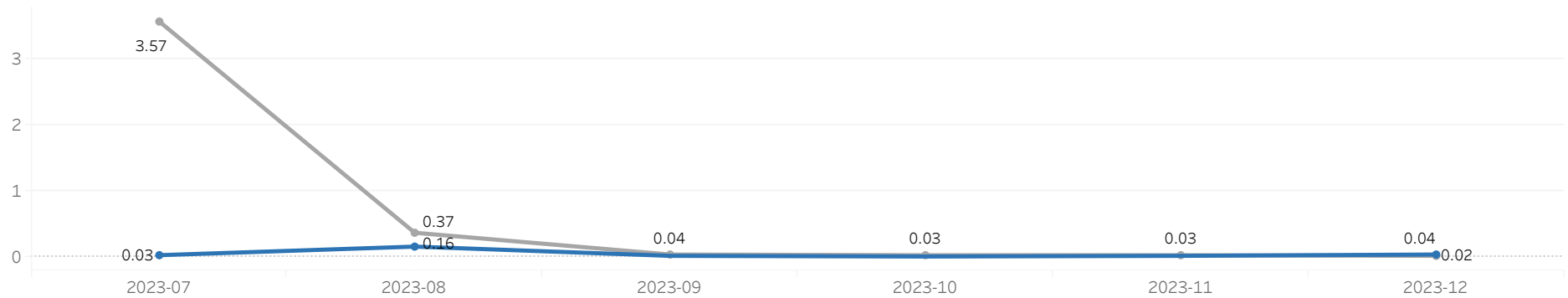


01 / December 2023 - Speed

■ Apex Speed
 ■ Industry Speed



All Symbols (100-499 Shares)

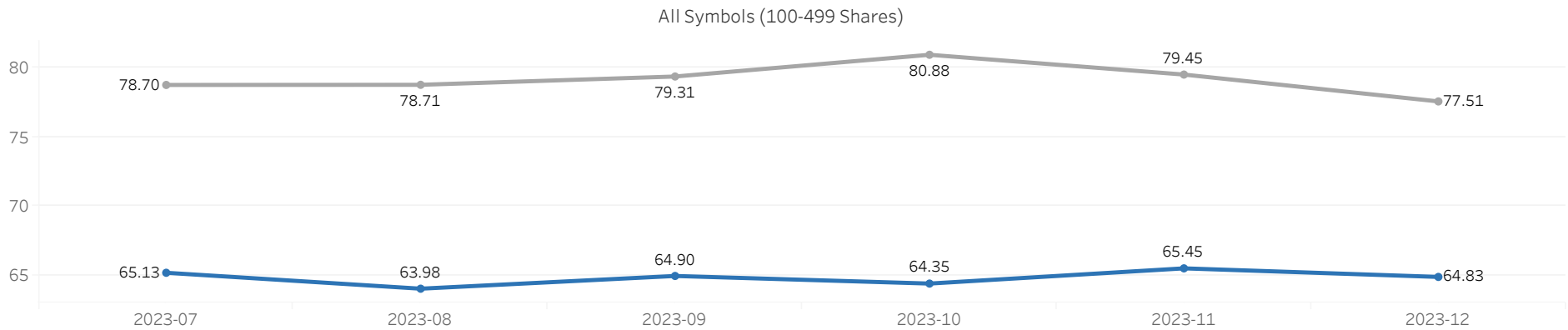
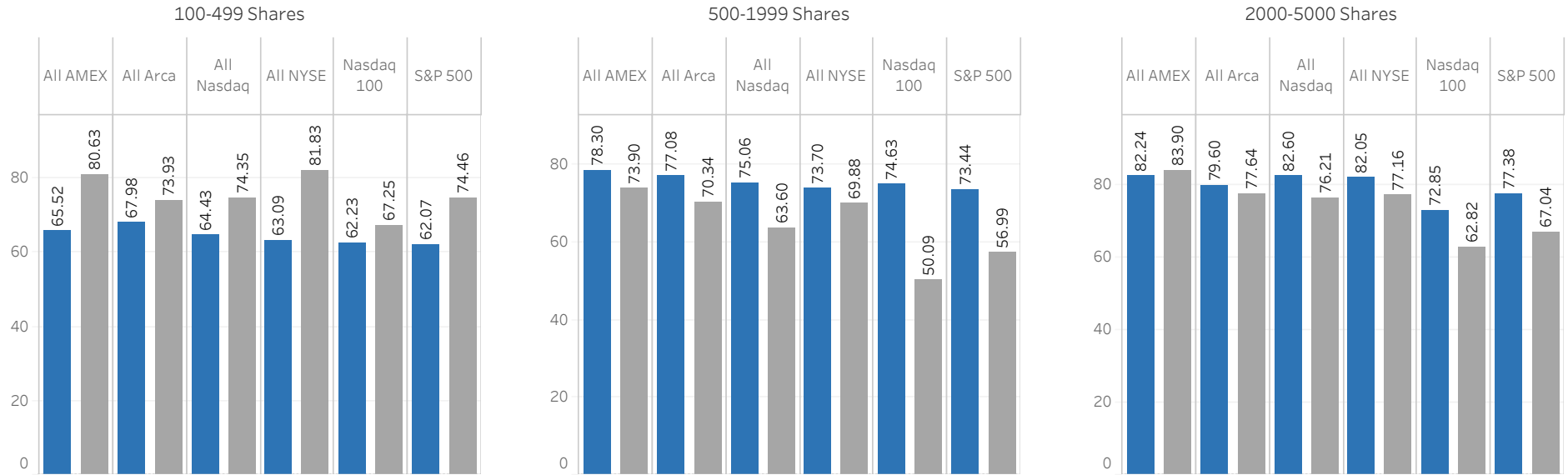


Source: Statistics cover 'Held' market and marketable limit non-oversized orders handled by APEX. Statistics provided by S3 Matching Technologies. S3 is an independent company and not affiliated with APEX. Industry statistics are derived from Rule 605 data. © 2024 S3 Matching Technologies



02 / December 2023 - Effective / Quoted (EQ)

■ Apex EQ
 ■ Industry EQ

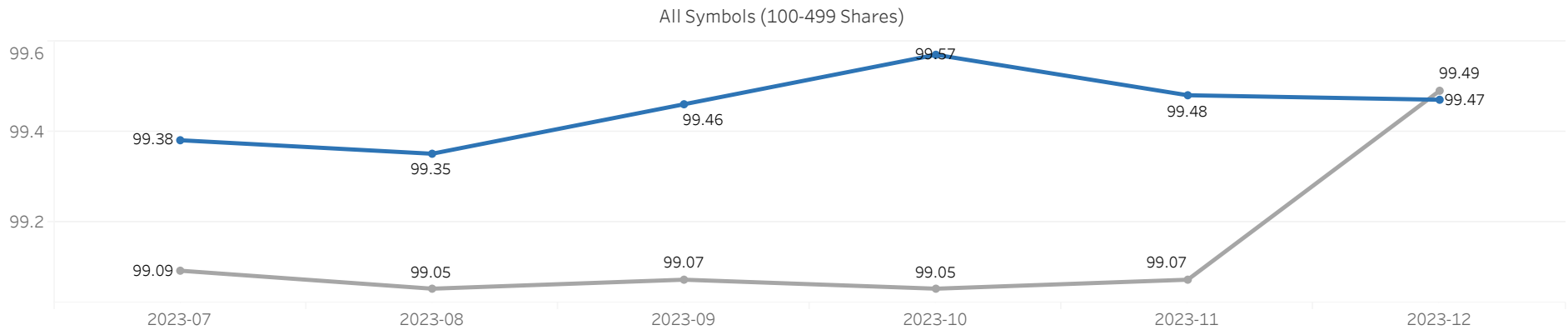
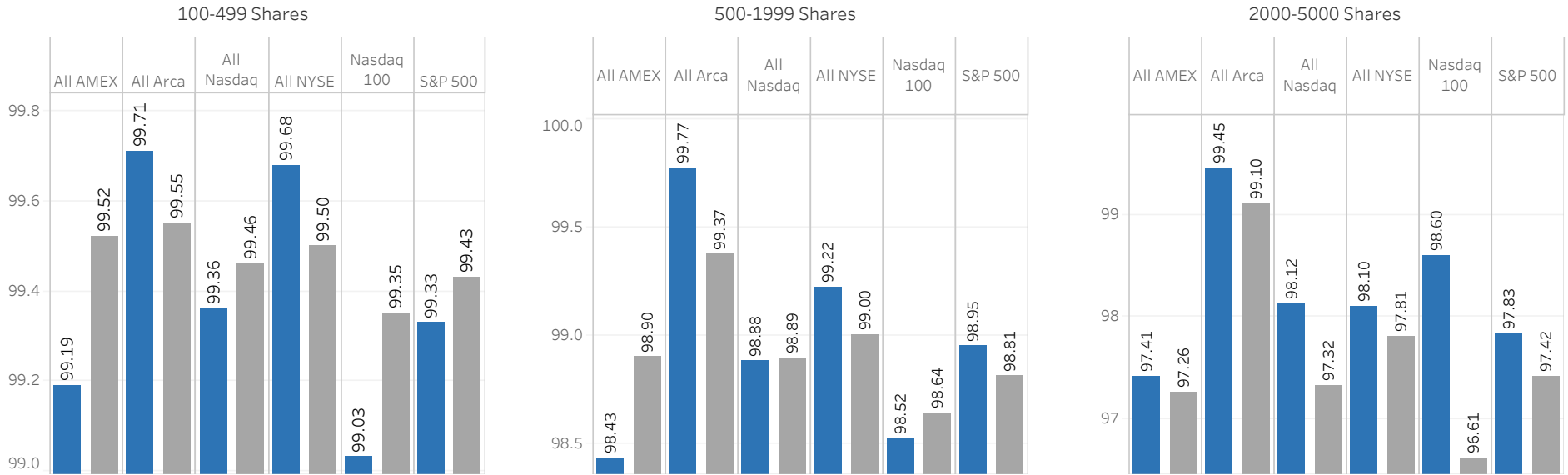


Source: Statistics cover 'Held' market and marketable limit non-oversized orders handled by APEX. Statistics provided by S3 Matching Technologies. S3 is an independent company and not affiliated with APEX. Industry statistics are derived from Rule 605 data. © 2024 S3 Matching Technologies



03 / December 2023 - At or Better (AOB)

■ Apex AOB
■ Industry AOB

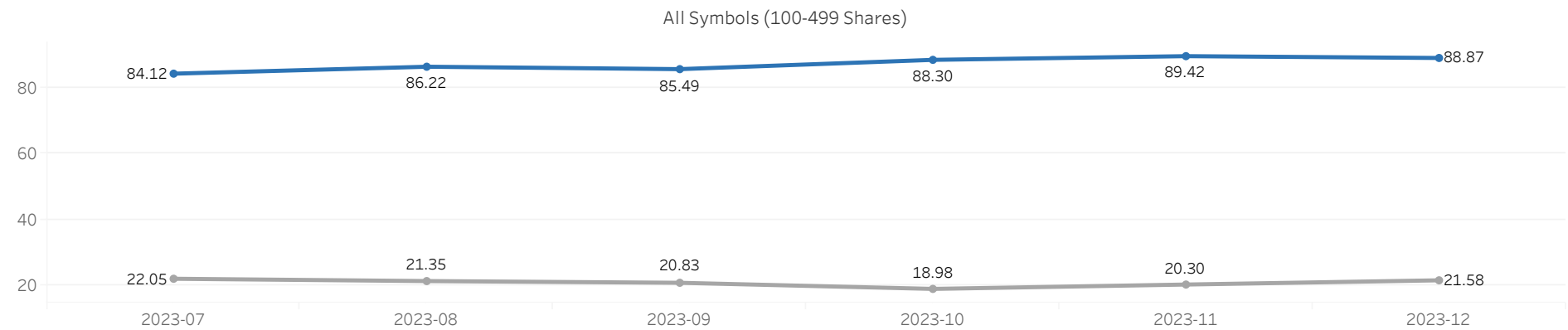
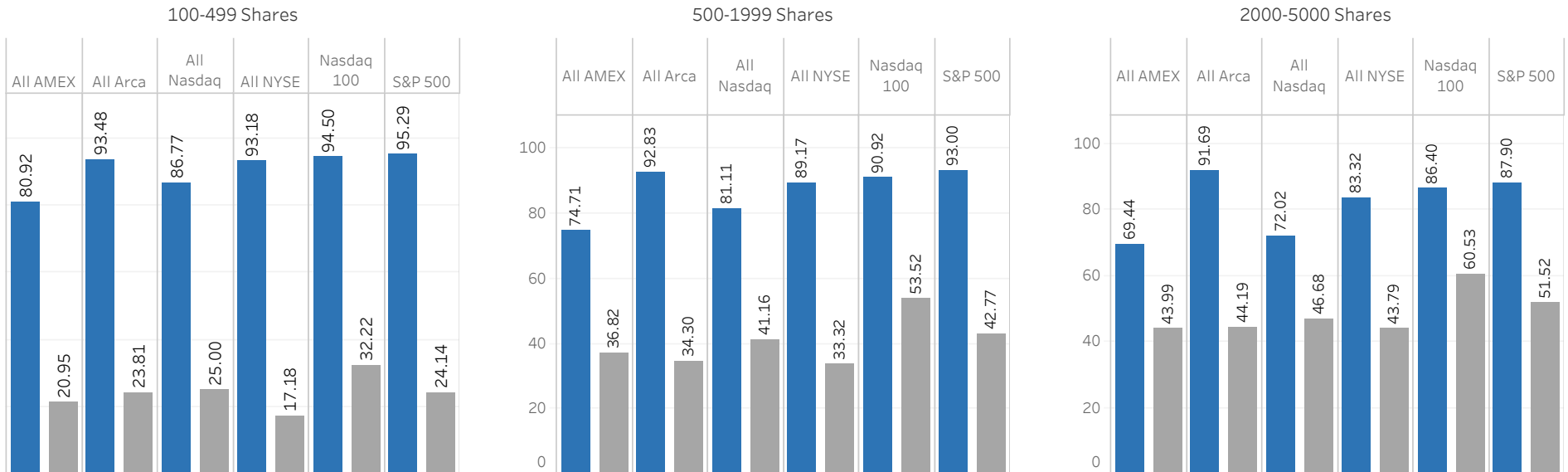


Source: Statistics cover 'Held' market and marketable limit non-oversized orders handled by APEX. Statistics provided by S3 Matching Technologies. S3 is an independent company and not affiliated with APEX. Industry statistics are derived from Rule 605 data. © 2024 S3 Matching Technologies



04 / December 2023 - Price Improved (PI)

■ Apex PI
■ Industry PI



Source: Statistics cover 'Held' market and marketable limit non-oversized orders handled by APEX. Statistics provided by S3 Matching Technologies. S3 is an independent company and not affiliated with APEX. Industry statistics are derived from Rule 605 data. © 2024 S3 Matching Technologies



05 / December 2023 - Summary

100-499 Shares

	Speed (Industry)	Speed (Apex)	EQ (Industry)	EQ (Apex)	AOB (Industry)	AOB (Apex)	PI (Industry)	PI (Apex)
All AMEX	0.03	0.25	80.63	65.52	99.52	99.19	20.95	80.92
All Arca	0.01	0.02	73.93	67.98	99.55	99.71	23.81	93.48
All Nasdaq	0.02	0.05	74.35	64.43	99.46	99.36	25.00	86.77
All NYSE	0.04	0.02	81.83	63.09	99.50	99.68	17.18	93.18
Nasdaq 100	0.00	0.02	67.25	62.23	99.35	99.03	32.22	94.50
S&P 500	0.01	0.02	74.46	62.07	99.43	99.33	24.14	95.29

500-1999 Shares

	Speed (Industry)	Speed (Apex)	EQ (Industry)	EQ (Apex)	AOB (Industry)	AOB (Apex)	PI (Industry)	PI (Apex)
All AMEX	0.08	0.01	73.90	78.30	98.90	98.43	36.82	74.71
All Arca	0.01	0.02	70.34	77.08	99.37	99.77	34.30	92.83
All Nasdaq	0.03	0.03	63.60	75.06	98.89	98.88	41.16	81.11
All NYSE	0.09	0.02	69.88	73.70	99.00	99.22	33.32	89.17
Nasdaq 100	0.01	0.02	50.09	74.63	98.64	98.52	53.52	90.92
S&P 500	0.02	0.01	56.99	73.44	98.81	98.95	42.77	93.00

2000-5000 Shares

	Speed (Industry)	Speed (Apex)	EQ (Industry)	EQ (Apex)	AOB (Industry)	AOB (Apex)	PI (Industry)	PI (Apex)
All AMEX	0.08	0.02	83.90	82.24	97.26	97.41	43.99	69.44
All Arca	0.04	0.05	77.64	79.60	99.10	99.45	44.19	91.69
All Nasdaq	0.05	0.05	76.21	82.60	97.32	98.12	46.68	72.02
All NYSE	0.10	0.01	77.16	82.05	97.81	98.10	43.79	83.32
Nasdaq 100	0.01	0.01	62.82	72.85	96.61	98.60	60.53	86.40
S&P 500	0.05	0.01	67.04	77.38	97.42	97.83	51.52	87.90

100-5000 Shares

	Speed (Industry)	Speed (Apex)	EQ (Industry)	EQ (Apex)	AOB (Industry)	AOB (Apex)	PI (Industry)	PI (Apex)
2023-07	1.30	0.02	74.56	74.55	98.52	98.79	34.31	79.08
2023-08	0.14	0.22	74.32	74.16	98.53	98.86	33.71	80.98
2023-09	0.07	0.02	75.40	74.99	98.57	98.92	32.85	79.95
2023-10	0.06	0.02	76.88	74.30	98.54	99.11	30.77	82.94
2023-11	0.06	0.02	75.54	74.38	98.56	98.89	31.81	84.51
2023-12	0.05	0.04	73.77	73.46	98.90	98.83	33.44	81.89

Source: Statistics cover 'Held' market and marketable limit non-oversized orders handled by APEX. Statistics provided by S3 Matching Technologies. S3 is an independent company and not affiliated with APEX. Industry statistics are derived from Rule 605 data. © 2024 S3 Matching Technologies

