

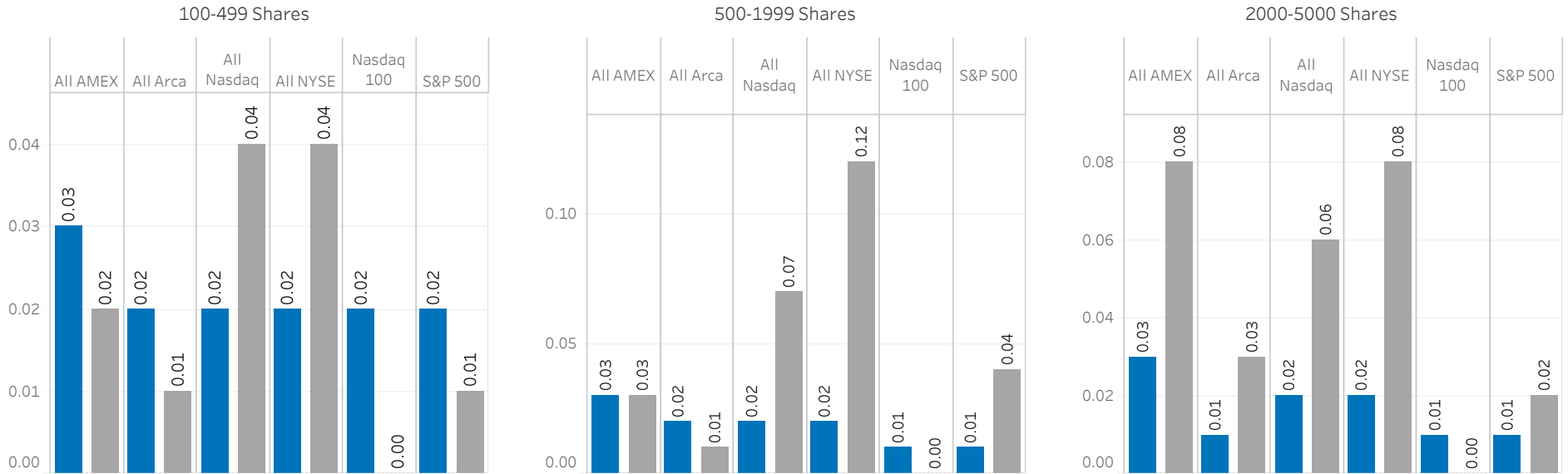


Monthly Best Execution Statistics
September 2023

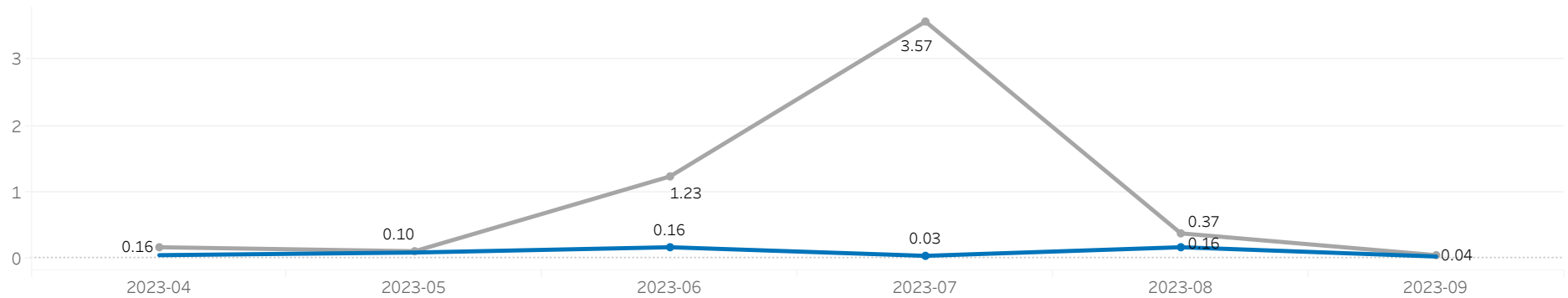


01 / September 2023 - Speed

■ Apex Speed
 ■ Industry Speed



All Symbols (100-499 Shares)

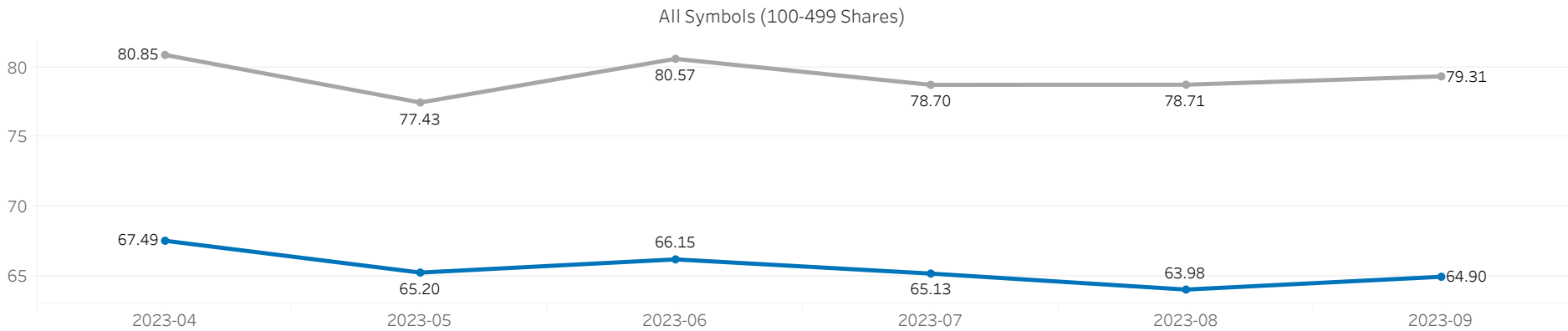
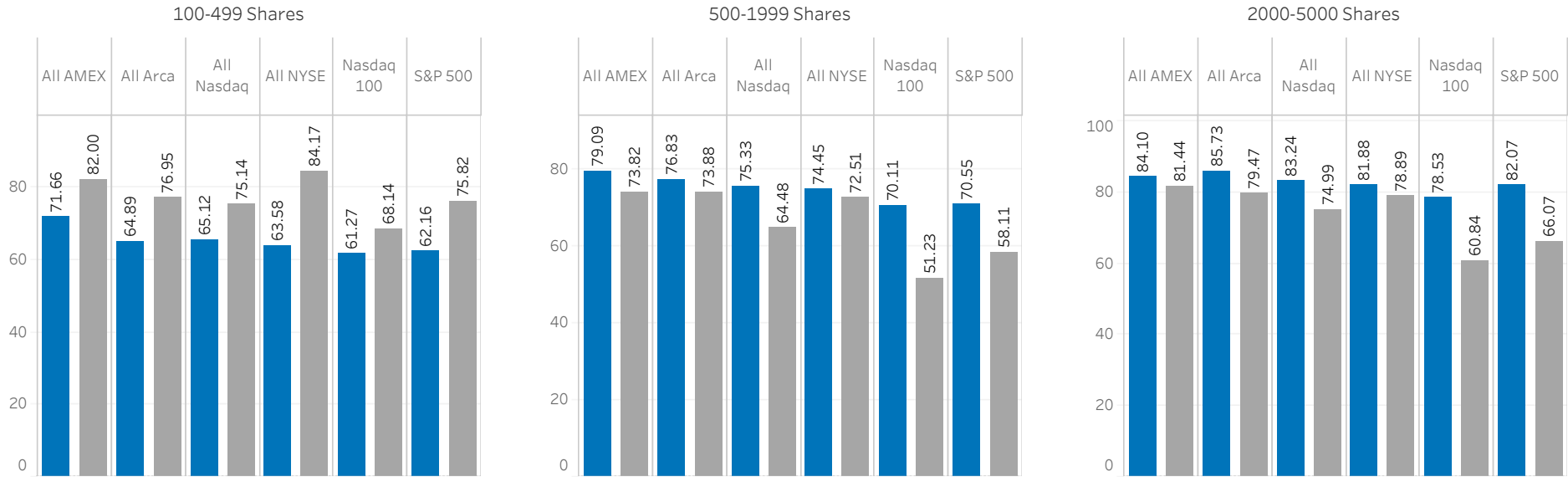


Source: Statistics cover 'Held' market and marketable limit non-oversized orders handled by APEX. Statistics provided by S3 Matching Technologies. S3 is an independent company and not affiliated with APEX. Industry statistics are derived from Rule 605 data. © 2023 S3 Matching Technologies



02 / September 2023 - Effective / Quoted (EQ)

■ Apex EQ
 ■ Industry EQ

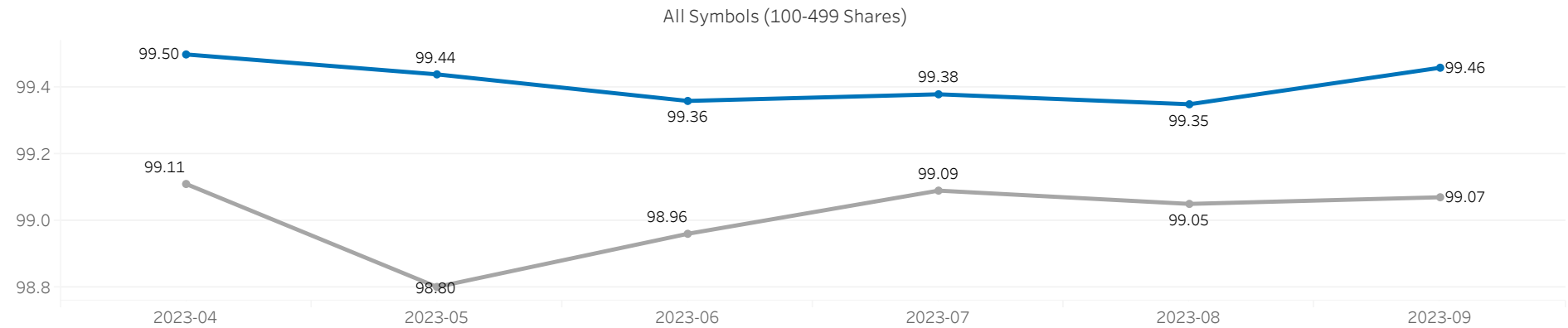
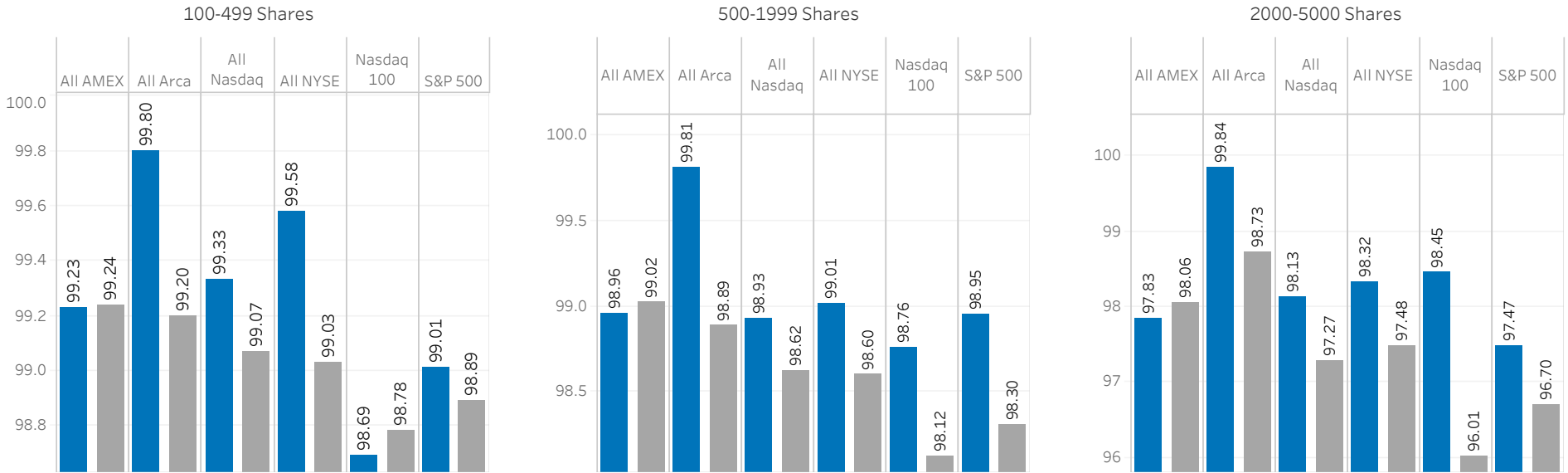


Source: Statistics cover 'Held' market and marketable limit non-oversized orders handled by APEX. Statistics provided by S3 Matching Technologies. S3 is an independent company and not affiliated with APEX. Industry statistics are derived from Rule 605 data. © 2023 S3 Matching Technologies



03 / September 2023 - At or Better (AOB)

■ Apex AOB
■ Industry AOB

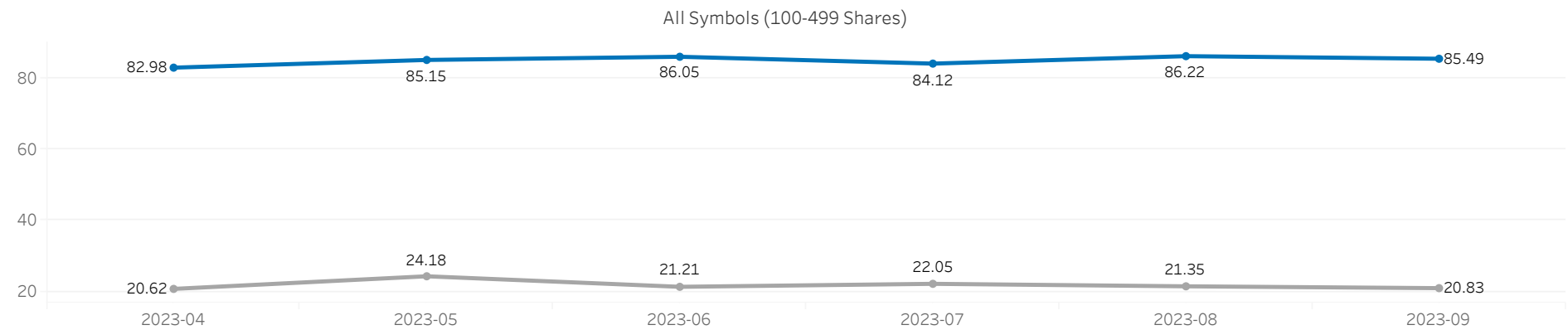
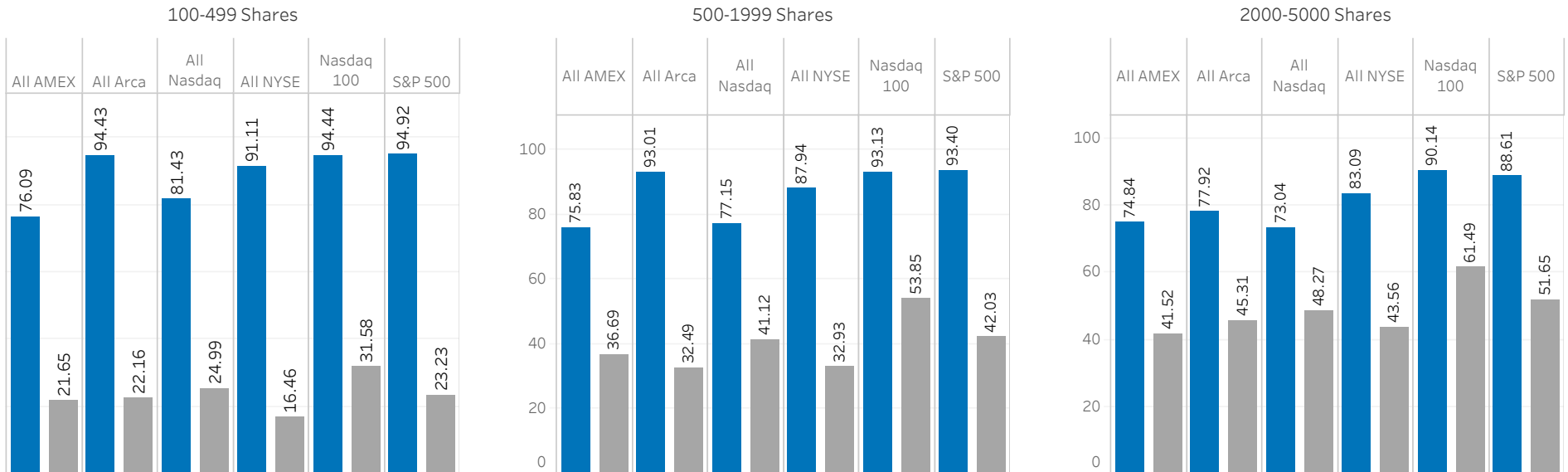


Source: Statistics cover 'Held' market and marketable limit non-oversized orders handled by APEX. Statistics provided by S3 Matching Technologies. S3 is an independent company and not affiliated with APEX. Industry statistics are derived from Rule 605 data. © 2023 S3 Matching Technologies



04 / September 2023 - Price Improved (PI)

■ Apex PI
■ Industry PI



Source: Statistics cover 'Held' market and marketable limit non-oversized orders handled by APEX. Statistics provided by S3 Matching Technologies. S3 is an independent company and not affiliated with APEX. Industry statistics are derived from Rule 605 data. © 2023 S3 Matching Technologies



05 / September 2023 - Summary

100-499 Shares

| | Speed (Industry) | Speed (Apex) | EQ (Industry) | EQ (Apex) | AOB (Industry) | AOB (Apex) | PI (Industry) | PI (Apex) |
|------------|------------------|--------------|---------------|-----------|----------------|------------|---------------|-----------|
| All AMEX | 0.02 | 0.03 | 82.00 | 71.66 | 99.24 | 99.23 | 21.65 | 76.09 |
| All Arca | 0.01 | 0.02 | 76.95 | 64.89 | 99.20 | 99.80 | 22.16 | 94.43 |
| All Nasdaq | 0.04 | 0.02 | 75.14 | 65.12 | 99.07 | 99.33 | 24.99 | 81.43 |
| All NYSE | 0.04 | 0.02 | 84.17 | 63.58 | 99.03 | 99.58 | 16.46 | 91.11 |
| Nasdaq 100 | 0.00 | 0.02 | 68.14 | 61.27 | 98.78 | 98.69 | 31.58 | 94.44 |
| S&P 500 | 0.01 | 0.02 | 75.82 | 62.16 | 98.89 | 99.01 | 23.23 | 94.92 |

500-1999 Shares

| | Speed (Industry) | Speed (Apex) | EQ (Industry) | EQ (Apex) | AOB (Industry) | AOB (Apex) | PI (Industry) | PI (Apex) |
|------------|------------------|--------------|---------------|-----------|----------------|------------|---------------|-----------|
| All AMEX | 0.03 | 0.03 | 73.82 | 79.09 | 99.02 | 98.96 | 36.69 | 75.83 |
| All Arca | 0.01 | 0.02 | 73.88 | 76.83 | 98.89 | 99.81 | 32.49 | 93.01 |
| All Nasdaq | 0.07 | 0.02 | 64.48 | 75.33 | 98.62 | 98.93 | 41.12 | 77.15 |
| All NYSE | 0.12 | 0.02 | 72.51 | 74.45 | 98.60 | 99.01 | 32.93 | 87.94 |
| Nasdaq 100 | 0.00 | 0.01 | 51.23 | 70.11 | 98.12 | 98.76 | 53.85 | 93.13 |
| S&P 500 | 0.04 | 0.01 | 58.11 | 70.55 | 98.30 | 98.95 | 42.03 | 93.40 |

2000-5000 Shares

| | Speed (Industry) | Speed (Apex) | EQ (Industry) | EQ (Apex) | AOB (Industry) | AOB (Apex) | PI (Industry) | PI (Apex) |
|------------|------------------|--------------|---------------|-----------|----------------|------------|---------------|-----------|
| All AMEX | 0.08 | 0.03 | 81.44 | 84.10 | 98.06 | 97.83 | 41.52 | 74.84 |
| All Arca | 0.03 | 0.01 | 79.47 | 85.73 | 98.73 | 99.84 | 45.31 | 77.92 |
| All Nasdaq | 0.06 | 0.02 | 74.99 | 83.24 | 97.27 | 98.13 | 48.27 | 73.04 |
| All NYSE | 0.08 | 0.02 | 78.89 | 81.88 | 97.48 | 98.32 | 43.56 | 83.09 |
| Nasdaq 100 | 0.00 | 0.01 | 60.84 | 78.53 | 96.01 | 98.45 | 61.49 | 90.14 |
| S&P 500 | 0.02 | 0.01 | 66.07 | 82.07 | 96.70 | 97.47 | 51.65 | 88.61 |

100-5000 Shares

| | Speed (Industry) | Speed (Apex) | EQ (Industry) | EQ (Apex) | AOB (Industry) | AOB (Apex) | PI (Industry) | PI (Apex) |
|---------|------------------|--------------|---------------|-----------|----------------|------------|---------------|-----------|
| 2023-04 | 0.11 | 0.07 | 76.68 | 76.31 | 98.49 | 98.86 | 33.01 | 76.70 |
| 2023-05 | 0.26 | 0.05 | 72.89 | 73.87 | 98.14 | 98.89 | 38.71 | 81.21 |
| 2023-06 | 0.34 | 0.20 | 76.48 | 74.52 | 98.40 | 98.93 | 33.27 | 81.57 |
| 2023-07 | 1.30 | 0.02 | 74.56 | 74.55 | 98.52 | 98.79 | 34.31 | 79.08 |
| 2023-08 | 0.14 | 0.22 | 74.32 | 74.16 | 98.53 | 98.86 | 33.71 | 80.98 |
| 2023-09 | 0.07 | 0.02 | 75.40 | 74.99 | 98.57 | 98.92 | 32.85 | 79.95 |

Source: Statistics cover 'Held' market and marketable limit non-oversized orders handled by APEX. Statistics provided by S3 Matching Technologies. S3 is an independent company and not affiliated with APEX. Industry statistics are derived from Rule 605 data. © 2023 S3 Matching Technologies

