

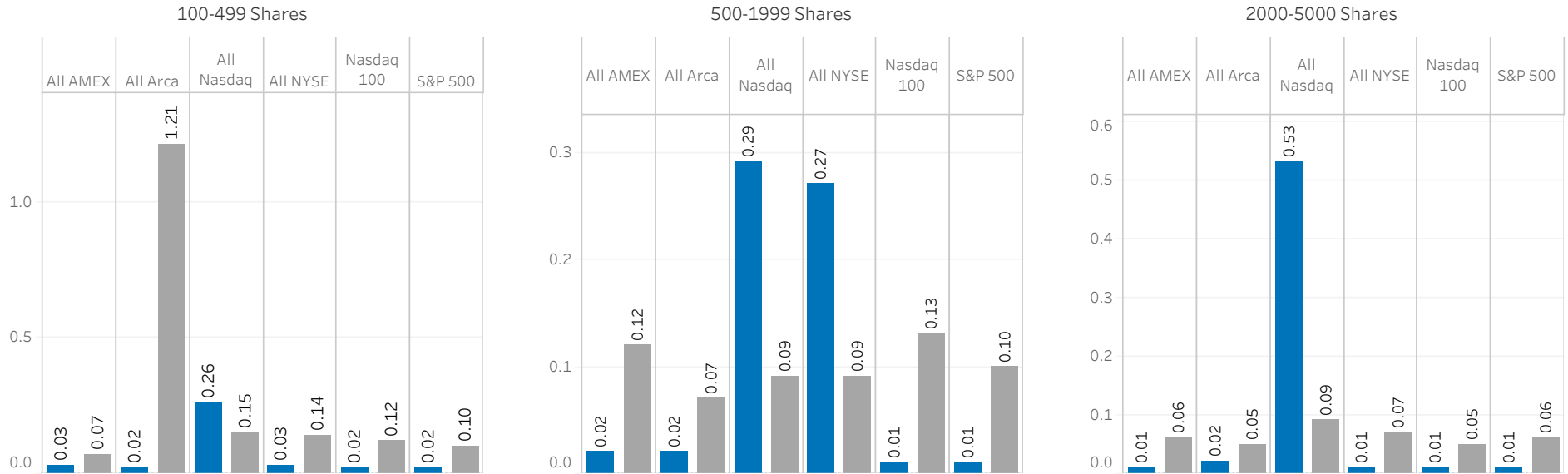


**Monthly Best Execution Statistics**  
August 2023

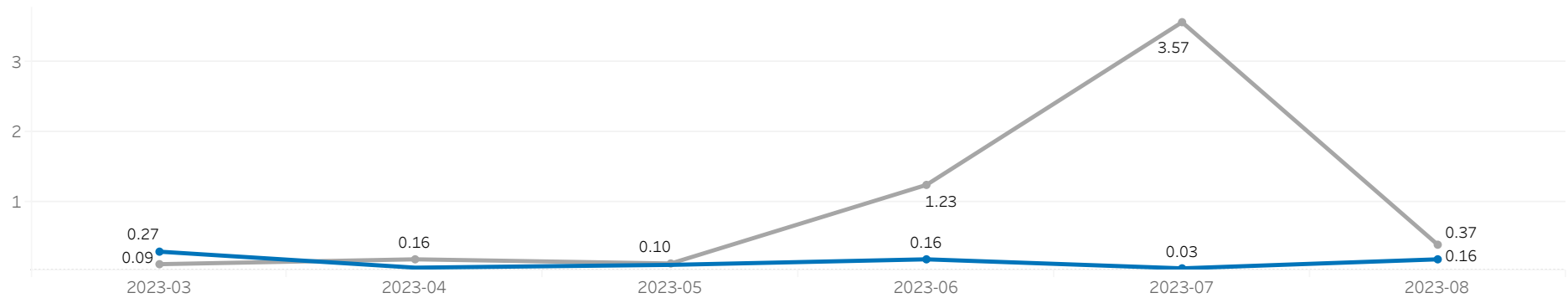


01 / August 2023 - Speed

■ Apex Speed  
 ■ Industry Speed



All Symbols (100-499 Shares)

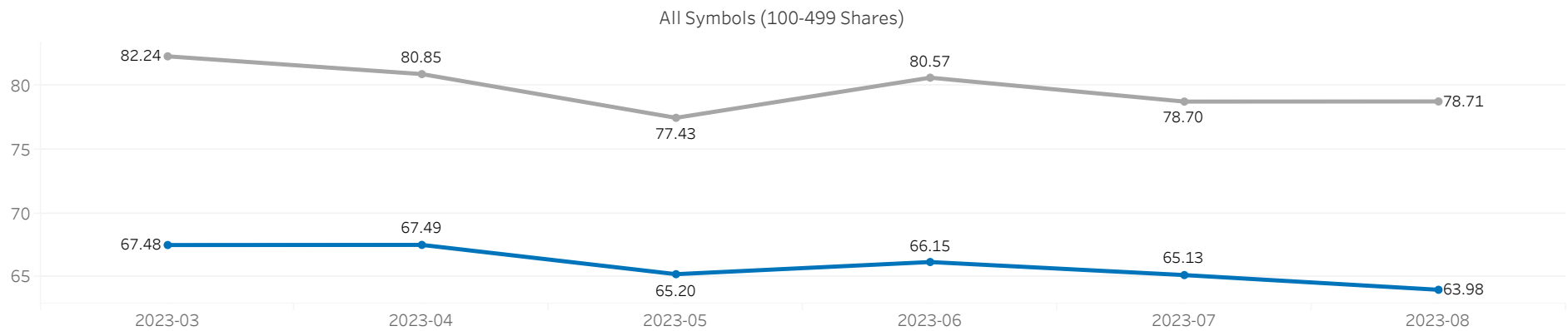
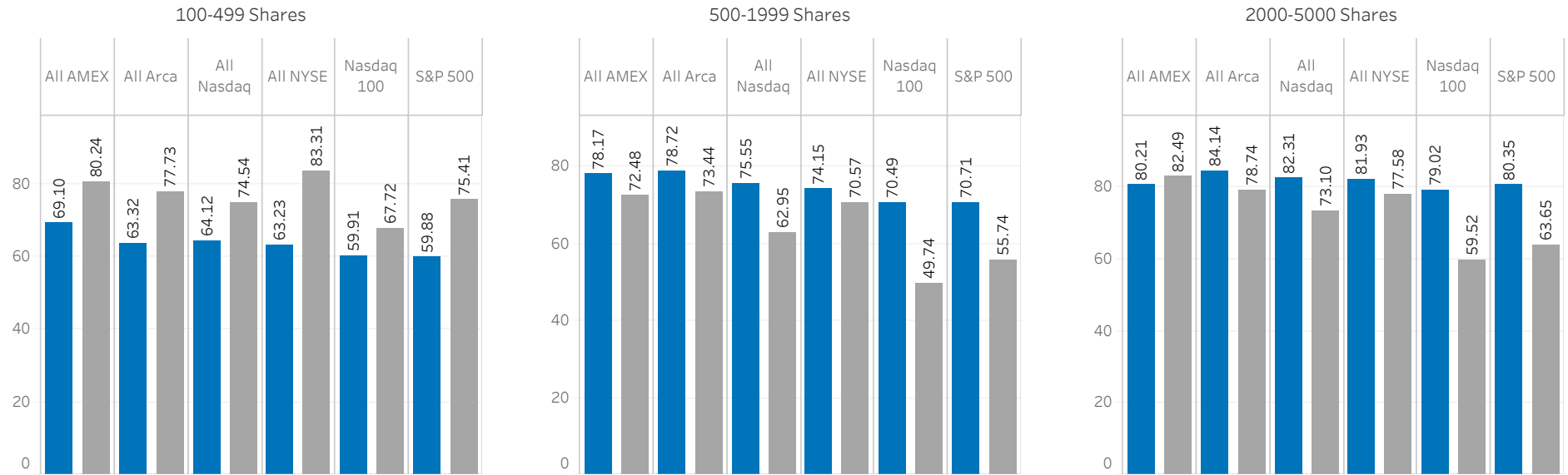


Source: Statistics cover 'Held' market and marketable limit non-oversized orders handled by APEX. Statistics provided by S3 Matching Technologies. S3 is an independent company and not affiliated with APEX. Industry statistics are derived from Rule 605 data. © 2023 S3 Matching Technologies



02 / August 2023 - Effective / Quoted (EQ)

■ Apex EQ  
 ■ Industry EQ

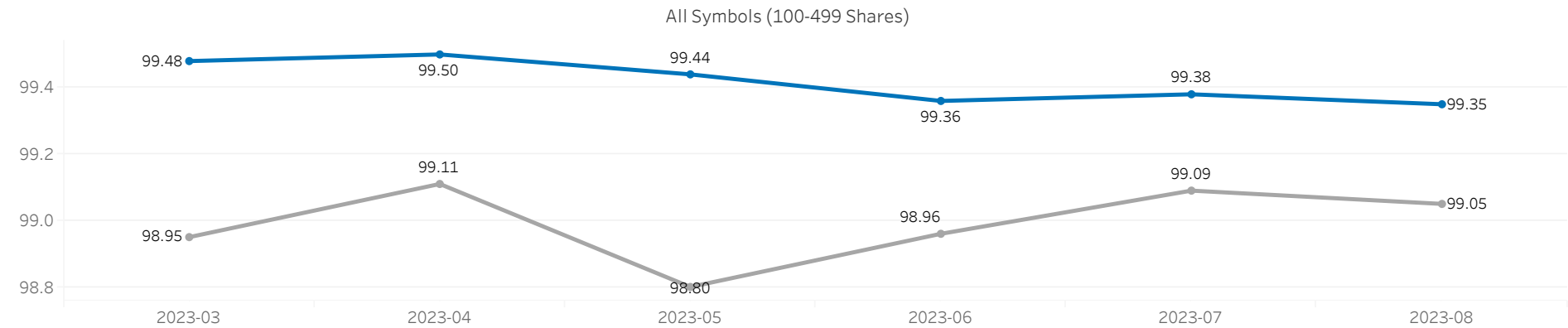
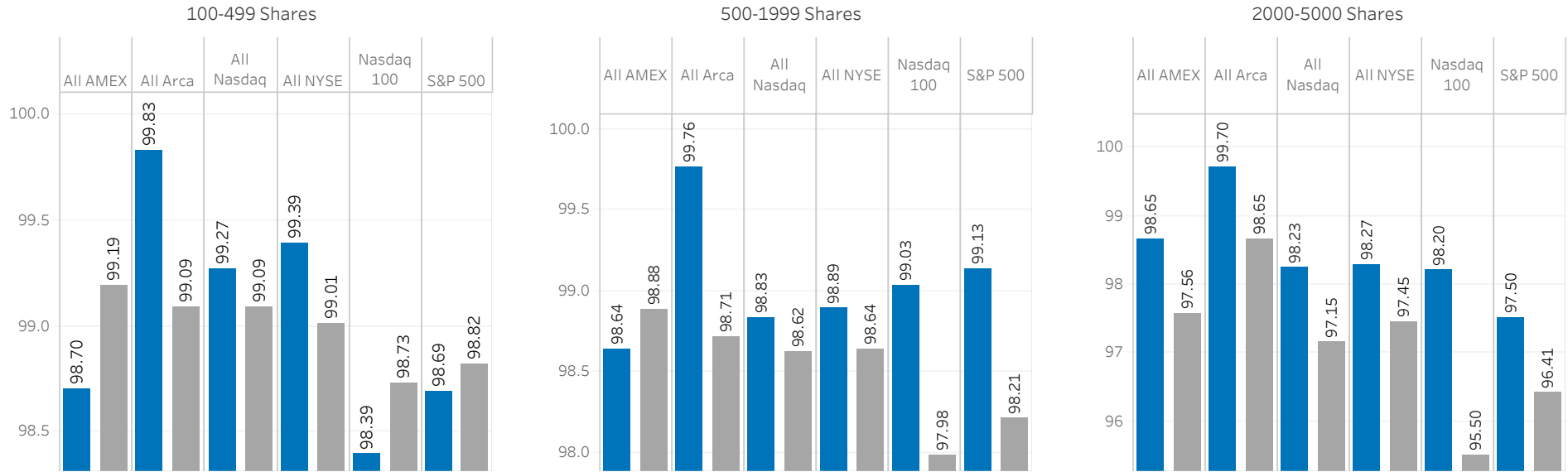


Source: Statistics cover 'Held' market and marketable limit non-oversized orders handled by APEX. Statistics provided by S3 Matching Technologies. S3 is an independent company and not affiliated with APEX. Industry statistics are derived from Rule 605 data. © 2023 S3 Matching Technologies



03 / August 2023 - At or Better (AOB)

■ Apex AOB  
■ Industry AOB

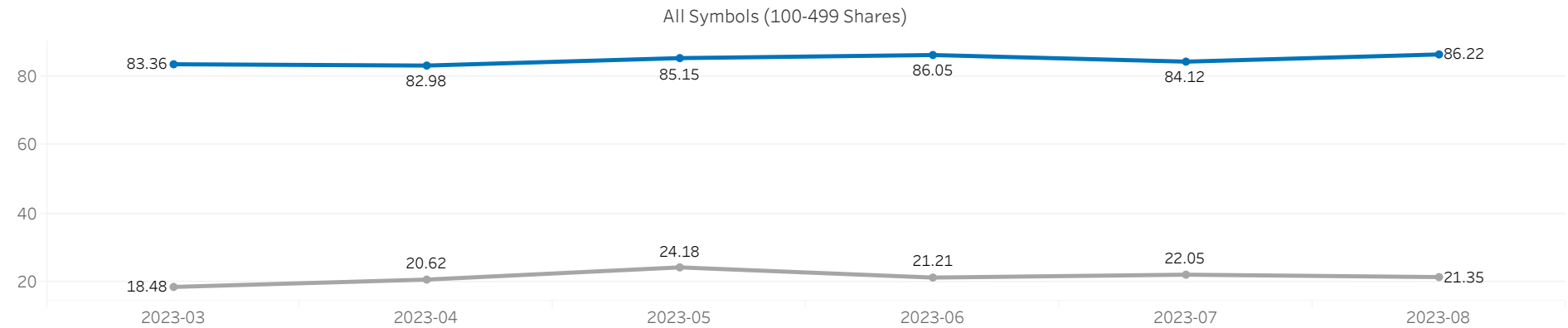
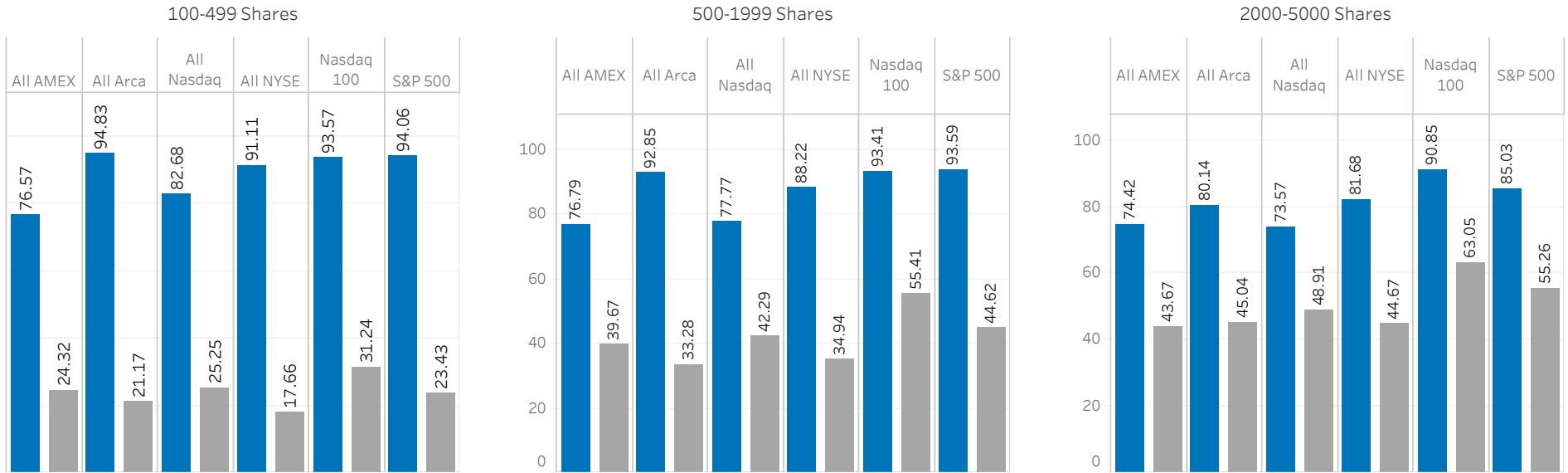


Source: Statistics cover 'Held' market and marketable limit non-oversized orders handled by APEX. Statistics provided by S3 Matching Technologies. S3 is an independent company and not affiliated with APEX. Industry statistics are derived from Rule 605 data. © 2023 S3 Matching Technologies



04 / August 2023 - Price Improved (PI)

■ Apex PI  
■ Industry PI



Source: Statistics cover 'Held' market and marketable limit non-oversized orders handled by APEX. Statistics provided by S3 Matching Technologies. S3 is an independent company and not affiliated with APEX. Industry statistics are derived from Rule 605 data. © 2023 S3 Matching Technologies



05 / August 2023 - Summary

100-499 Shares

|            | Speed (Industry) | Speed (Apex) | EQ (Industry) | EQ (Apex) | AOB (Industry) | AOB (Apex) | PI (Industry) | PI (Apex) |
|------------|------------------|--------------|---------------|-----------|----------------|------------|---------------|-----------|
| All AMEX   | 0.07             | 0.03         | 80.24         | 69.10     | 99.19          | 98.70      | 24.32         | 76.57     |
| All Arca   | 1.21             | 0.02         | 77.73         | 63.32     | 99.09          | 99.83      | 21.17         | 94.83     |
| All Nasdaq | 0.15             | 0.26         | 74.54         | 64.12     | 99.09          | 99.27      | 25.25         | 82.68     |
| All NYSE   | 0.14             | 0.03         | 83.31         | 63.23     | 99.01          | 99.39      | 17.66         | 91.11     |
| Nasdaq 100 | 0.12             | 0.02         | 67.72         | 59.91     | 98.73          | 98.39      | 31.24         | 93.57     |
| S&P 500    | 0.10             | 0.02         | 75.41         | 59.88     | 98.82          | 98.69      | 23.43         | 94.06     |

500-1999 Shares

|            | Speed (Industry) | Speed (Apex) | EQ (Industry) | EQ (Apex) | AOB (Industry) | AOB (Apex) | PI (Industry) | PI (Apex) |
|------------|------------------|--------------|---------------|-----------|----------------|------------|---------------|-----------|
| All AMEX   | 0.12             | 0.02         | 72.48         | 78.17     | 98.88          | 98.64      | 39.67         | 76.79     |
| All Arca   | 0.07             | 0.02         | 73.44         | 78.72     | 98.71          | 99.76      | 33.28         | 92.85     |
| All Nasdaq | 0.09             | 0.29         | 62.95         | 75.55     | 98.62          | 98.83      | 42.29         | 77.77     |
| All NYSE   | 0.09             | 0.27         | 70.57         | 74.15     | 98.64          | 98.89      | 34.94         | 88.22     |
| Nasdaq 100 | 0.13             | 0.01         | 49.74         | 70.49     | 97.98          | 99.03      | 55.41         | 93.41     |
| S&P 500    | 0.10             | 0.01         | 55.74         | 70.71     | 98.21          | 99.13      | 44.62         | 93.59     |

2000-5000 Shares

|            | Speed (Industry) | Speed (Apex) | EQ (Industry) | EQ (Apex) | AOB (Industry) | AOB (Apex) | PI (Industry) | PI (Apex) |
|------------|------------------|--------------|---------------|-----------|----------------|------------|---------------|-----------|
| All AMEX   | 0.06             | 0.01         | 82.49         | 80.21     | 97.56          | 98.65      | 43.67         | 74.42     |
| All Arca   | 0.05             | 0.02         | 78.74         | 84.14     | 98.65          | 99.70      | 45.04         | 80.14     |
| All Nasdaq | 0.09             | 0.53         | 73.10         | 82.31     | 97.15          | 98.23      | 48.91         | 73.57     |
| All NYSE   | 0.07             | 0.01         | 77.58         | 81.93     | 97.45          | 98.27      | 44.67         | 81.68     |
| Nasdaq 100 | 0.05             | 0.01         | 59.52         | 79.02     | 95.50          | 98.20      | 63.05         | 90.85     |
| S&P 500    | 0.06             | 0.01         | 63.65         | 80.35     | 96.41          | 97.50      | 55.26         | 85.03     |

100-5000 Shares

|         | Speed (Industry) | Speed (Apex) | EQ (Industry) | EQ (Apex) | AOB (Industry) | AOB (Apex) | PI (Industry) | PI (Apex) |
|---------|------------------|--------------|---------------|-----------|----------------|------------|---------------|-----------|
| 2023-03 | 0.08             | 0.14         | 77.89         | 75.33     | 98.39          | 98.86      | 30.14         | 77.15     |
| 2023-04 | 0.11             | 0.07         | 76.68         | 76.31     | 98.49          | 98.86      | 33.01         | 76.70     |
| 2023-05 | 0.26             | 0.05         | 72.89         | 73.87     | 98.14          | 98.89      | 38.71         | 81.21     |
| 2023-06 | 0.34             | 0.20         | 76.48         | 74.52     | 98.40          | 98.93      | 33.27         | 81.57     |
| 2023-07 | 1.30             | 0.02         | 74.56         | 74.55     | 98.52          | 98.79      | 34.31         | 79.08     |
| 2023-08 | 0.14             | 0.22         | 74.32         | 74.16     | 98.53          | 98.86      | 33.71         | 80.98     |

Source: Statistics cover 'Held' market and marketable limit non-oversized orders handled by APEX. Statistics provided by S3 Matching Technologies. S3 is an independent company and not affiliated with APEX. Industry statistics are derived from Rule 605 data. © 2023 S3 Matching Technologies

