

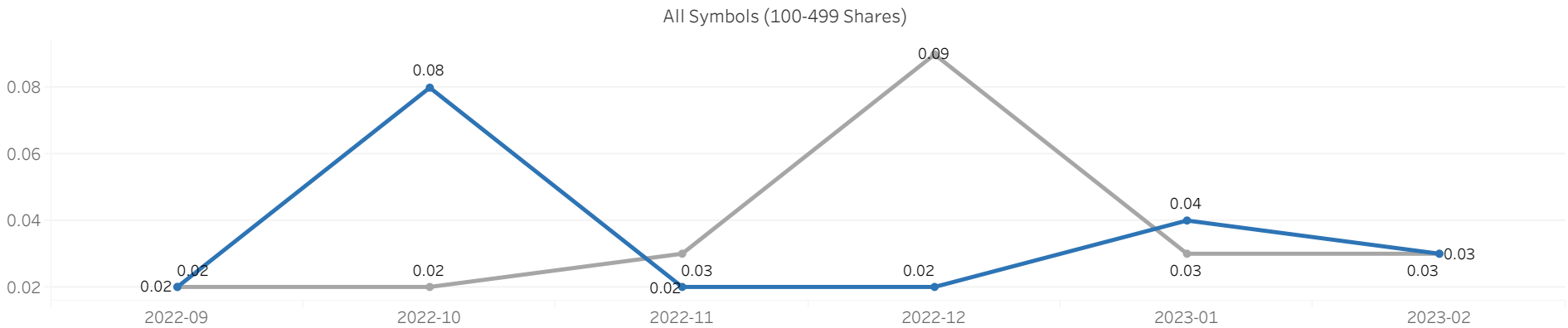
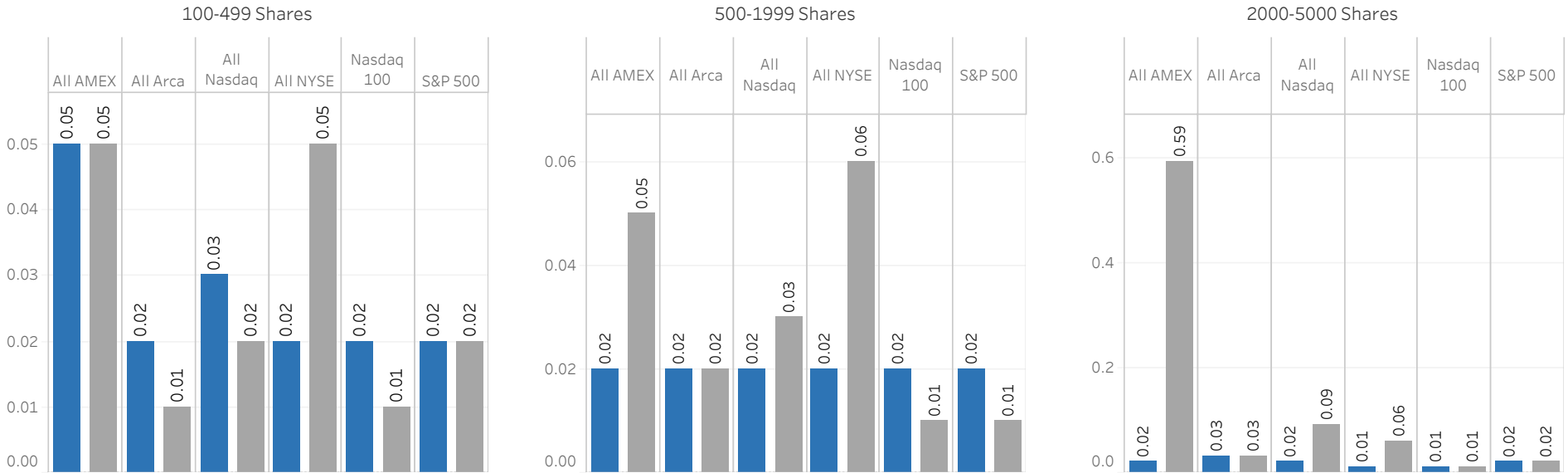


Monthly Best Execution Statistics
February 2023



01 / February 2023 - Speed

■ Apex Speed
 ■ Industry Speed

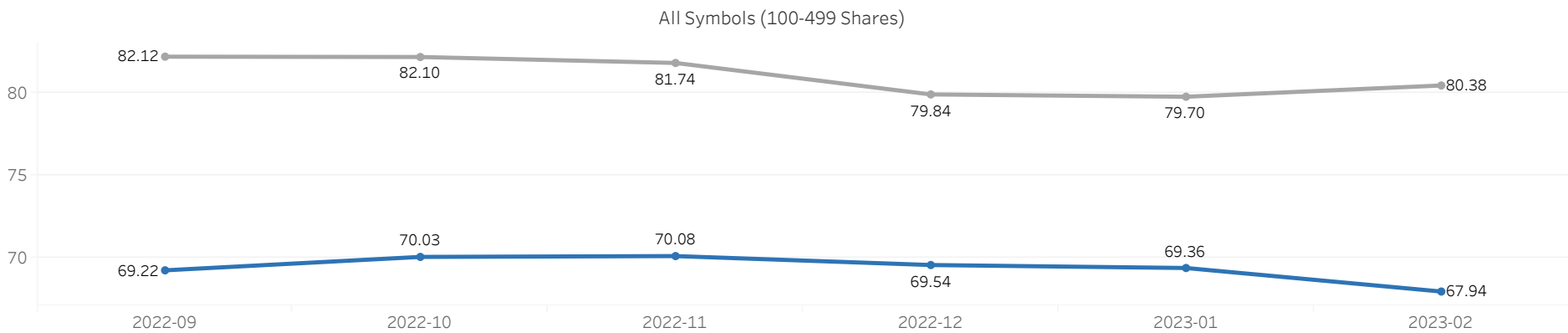
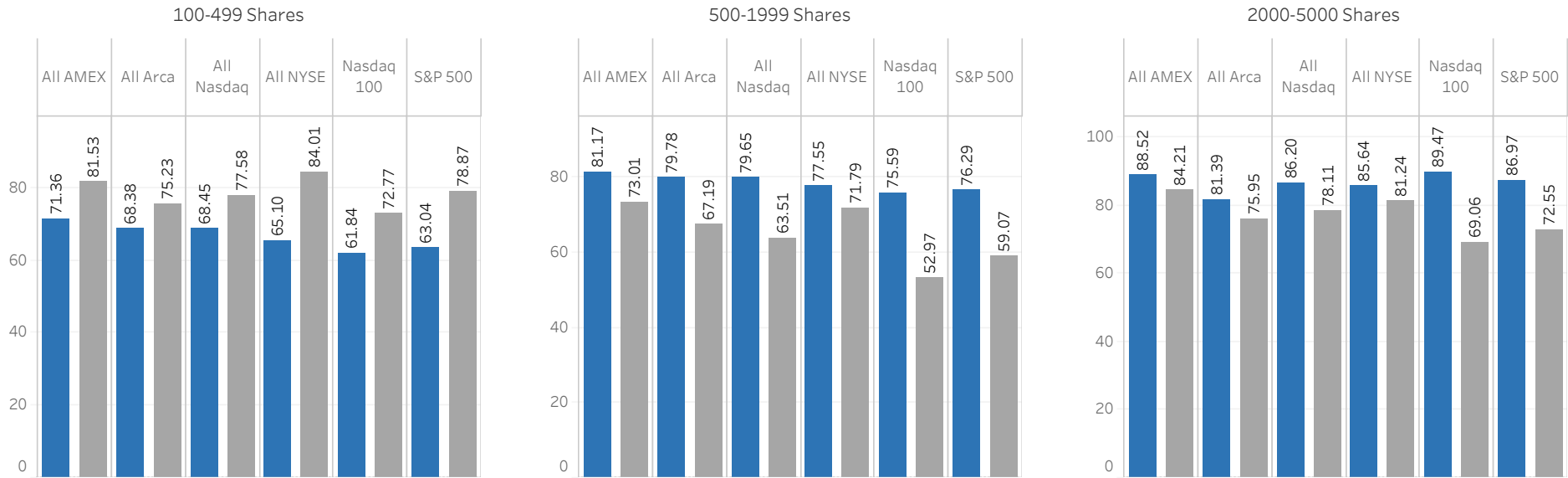


Source: Statistics cover 'Held' market and marketable limit non-oversized orders handled by APEX. Statistics provided by S3 Matching Technologies. S3 is an independent company and not affiliated with APEX. Industry statistics are derived from Rule 605 data. © 2023 S3 Matching Technologies



02 / February 2023 - Effective / Quoted (EQ)

■ Apex EQ
 ■ Industry EQ

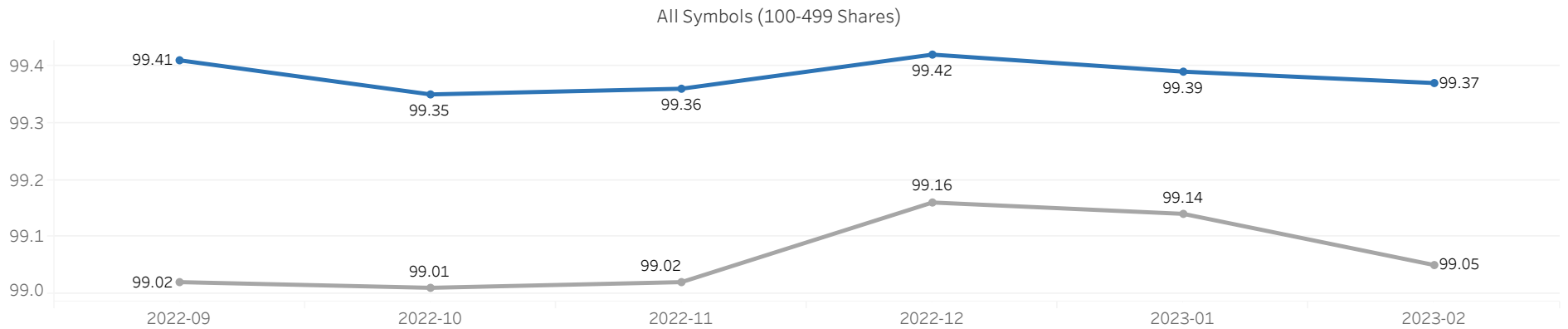
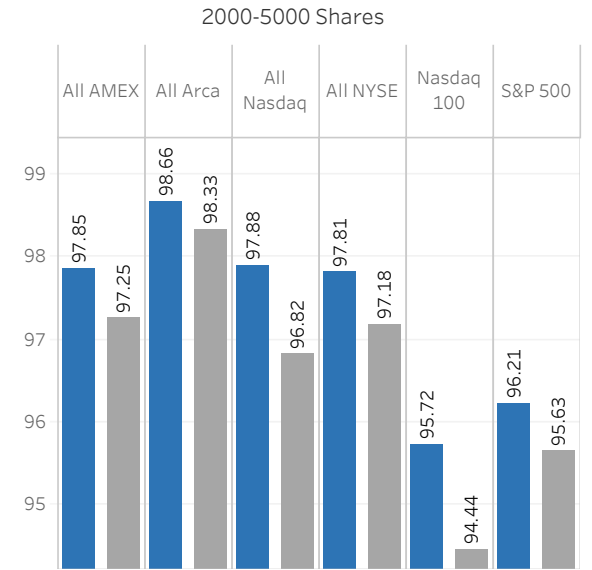
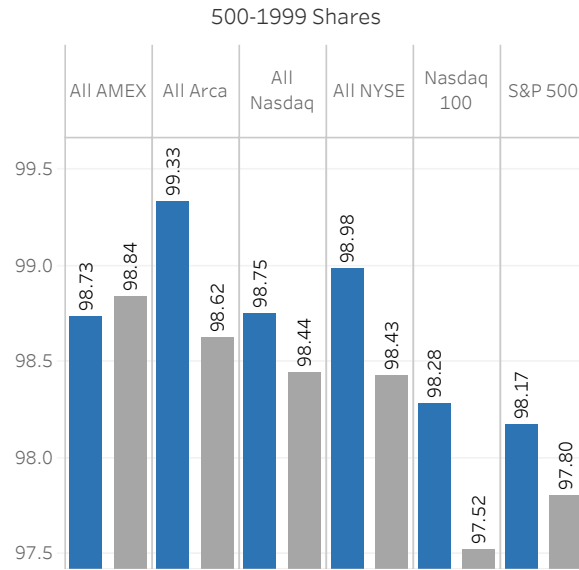
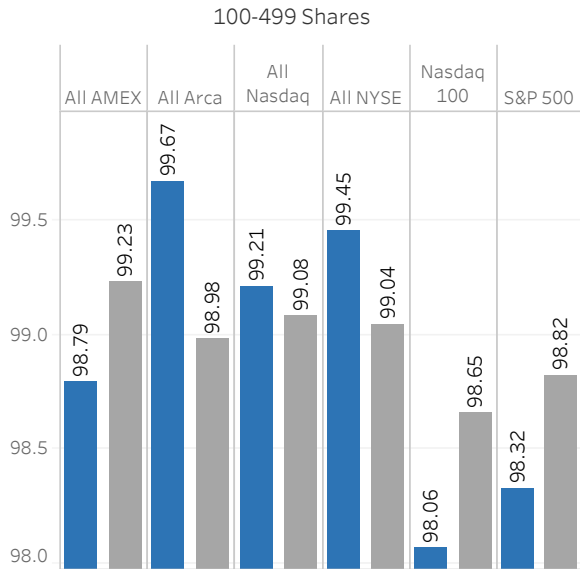


Source: Statistics cover 'Held' market and marketable limit non-oversized orders handled by APEX. Statistics provided by S3 Matching Technologies. S3 is an independent company and not affiliated with APEX. Industry statistics are derived from Rule 605 data. © 2023 S3 Matching Technologies



03 / February 2023 - At or Better (AOB)

■ Apex AOB
■ Industry AOB

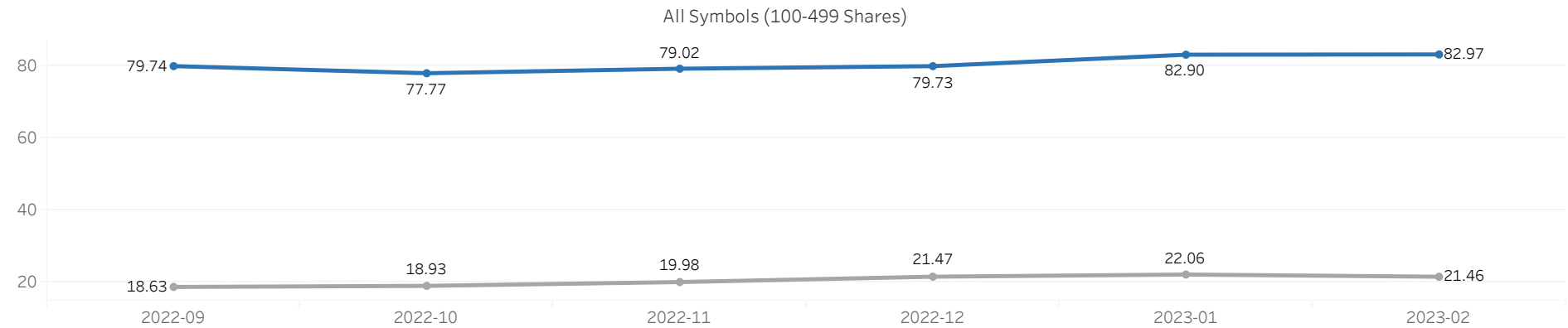
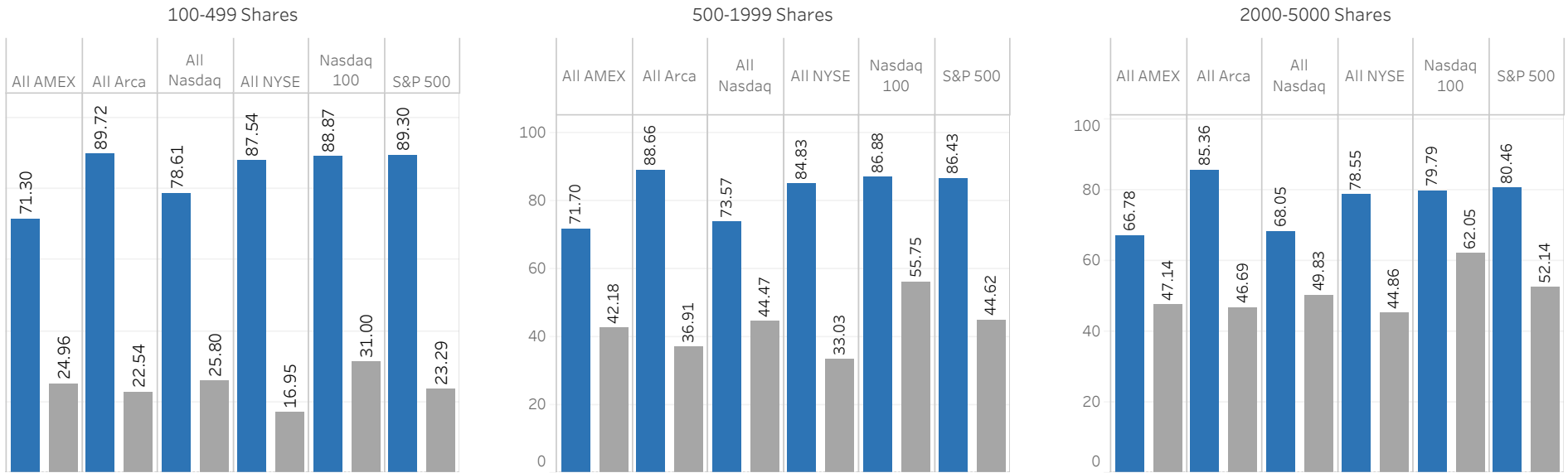


Source: Statistics cover 'Held' market and marketable limit non-oversized orders handled by APEX. Statistics provided by S3 Matching Technologies. S3 is an independent company and not affiliated with APEX. Industry statistics are derived from Rule 605 data. © 2023 S3 Matching Technologies



04 / February 2023 - Price Improved (PI)

■ Apex PI
■ Industry PI



Source: Statistics cover 'Held' market and marketable limit non-oversized orders handled by APEX. Statistics provided by S3 Matching Technologies. S3 is an independent company and not affiliated with APEX. Industry statistics are derived from Rule 605 data. © 2023 S3 Matching Technologies



05 / February 2023 - Summary

100-499 Shares

| | Speed (Industry) | Speed (Apex) | EQ (Industry) | EQ (Apex) | AOB (Industry) | AOB (Apex) | PI (Industry) | PI (Apex) |
|------------|------------------|--------------|---------------|-----------|----------------|------------|---------------|-----------|
| All AMEX | 0.05 | 0.05 | 81.53 | 71.36 | 99.23 | 98.79 | 24.96 | 71.30 |
| All Arca | 0.01 | 0.02 | 75.23 | 68.38 | 98.98 | 99.67 | 22.54 | 89.72 |
| All Nasdaq | 0.02 | 0.03 | 77.58 | 68.45 | 99.08 | 99.21 | 25.80 | 78.61 |
| All NYSE | 0.05 | 0.02 | 84.01 | 65.10 | 99.04 | 99.45 | 16.95 | 87.54 |
| Nasdaq 100 | 0.01 | 0.02 | 72.77 | 61.84 | 98.65 | 98.06 | 31.00 | 88.87 |
| S&P 500 | 0.02 | 0.02 | 78.87 | 63.04 | 98.82 | 98.32 | 23.29 | 89.30 |

500-1999 Shares

| | Speed (Industry) | Speed (Apex) | EQ (Industry) | EQ (Apex) | AOB (Industry) | AOB (Apex) | PI (Industry) | PI (Apex) |
|------------|------------------|--------------|---------------|-----------|----------------|------------|---------------|-----------|
| All AMEX | 0.05 | 0.02 | 73.01 | 81.17 | 98.84 | 98.73 | 42.18 | 71.70 |
| All Arca | 0.02 | 0.02 | 67.19 | 79.78 | 98.62 | 99.33 | 36.91 | 88.66 |
| All Nasdaq | 0.03 | 0.02 | 63.51 | 79.65 | 98.44 | 98.75 | 44.47 | 73.57 |
| All NYSE | 0.06 | 0.02 | 71.79 | 77.55 | 98.43 | 98.98 | 33.03 | 84.83 |
| Nasdaq 100 | 0.01 | 0.02 | 52.97 | 75.59 | 97.52 | 98.28 | 55.75 | 86.88 |
| S&P 500 | 0.01 | 0.02 | 59.07 | 76.29 | 97.80 | 98.17 | 44.62 | 86.43 |

2000-5000 Shares

| | Speed (Industry) | Speed (Apex) | EQ (Industry) | EQ (Apex) | AOB (Industry) | AOB (Apex) | PI (Industry) | PI (Apex) |
|------------|------------------|--------------|---------------|-----------|----------------|------------|---------------|-----------|
| All AMEX | 0.59 | 0.02 | 84.21 | 88.52 | 97.25 | 97.85 | 47.14 | 66.78 |
| All Arca | 0.03 | 0.03 | 75.95 | 81.39 | 98.33 | 98.66 | 46.69 | 85.36 |
| All Nasdaq | 0.09 | 0.02 | 78.11 | 86.20 | 96.82 | 97.88 | 49.83 | 68.05 |
| All NYSE | 0.06 | 0.01 | 81.24 | 85.64 | 97.18 | 97.81 | 44.86 | 78.55 |
| Nasdaq 100 | 0.01 | 0.01 | 69.06 | 89.47 | 94.44 | 95.72 | 62.05 | 79.79 |
| S&P 500 | 0.02 | 0.02 | 72.55 | 86.97 | 95.63 | 96.21 | 52.14 | 80.46 |

100-5000 Shares

| | Speed (Industry) | Speed (Apex) | EQ (Industry) | EQ (Apex) | AOB (Industry) | AOB (Apex) | PI (Industry) | PI (Apex) |
|---------|------------------|--------------|---------------|-----------|----------------|------------|---------------|-----------|
| 2022-09 | 0.04 | 0.02 | 76.55 | 76.79 | 98.43 | 98.71 | 31.66 | 73.17 |
| 2022-10 | 0.04 | 0.04 | 76.13 | 77.35 | 98.49 | 98.67 | 31.88 | 71.67 |
| 2022-11 | 0.06 | 0.02 | 76.78 | 76.74 | 98.50 | 98.78 | 32.43 | 72.05 |
| 2022-12 | 0.12 | 0.02 | 75.24 | 77.57 | 98.50 | 98.64 | 34.09 | 70.86 |
| 2023-01 | 0.04 | 0.03 | 75.21 | 77.64 | 98.44 | 98.63 | 35.20 | 76.09 |
| 2023-02 | 0.05 | 0.02 | 75.92 | 76.50 | 98.39 | 98.71 | 34.42 | 77.51 |

Source: Statistics cover 'Held' market and marketable limit non-oversized orders handled by APEX. Statistics provided by S3 Matching Technologies. S3 is an independent company and not affiliated with APEX. Industry statistics are derived from Rule 605 data. © 2023 S3 Matching Technologies

