

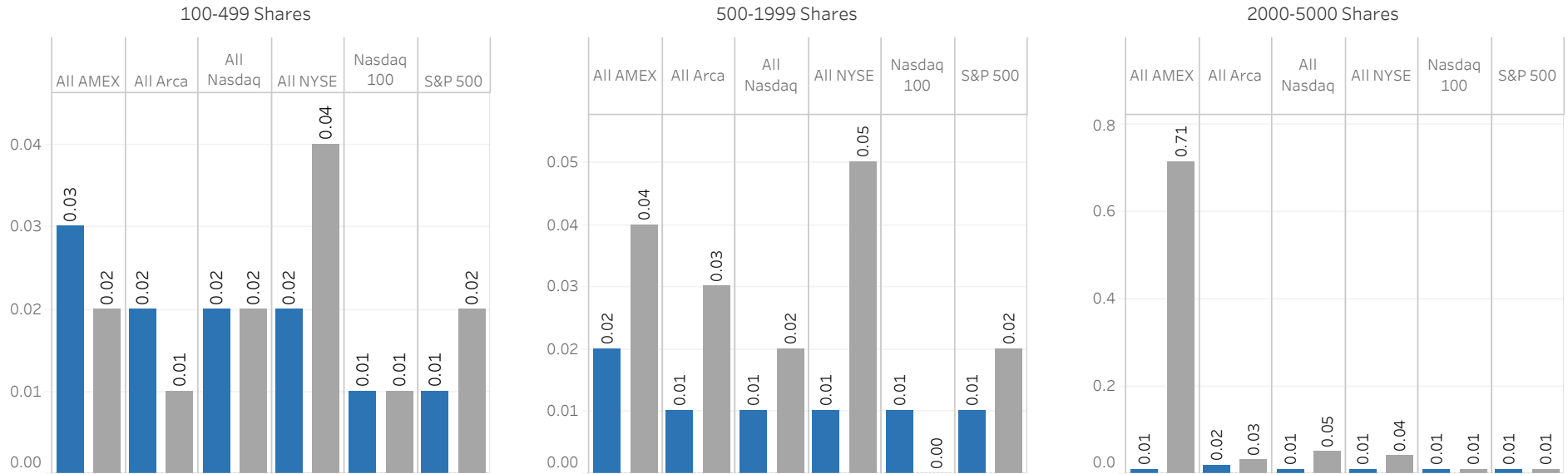


Monthly Best Execution Statistics
September 2022

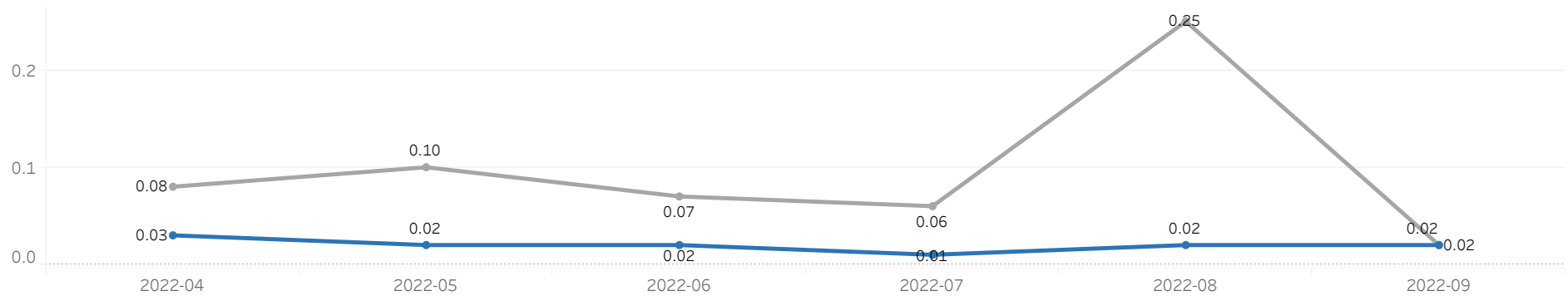


01 / September 2022 - Speed

■ Apex Speed
■ Industry Speed



All Symbols (100-499 Shares)

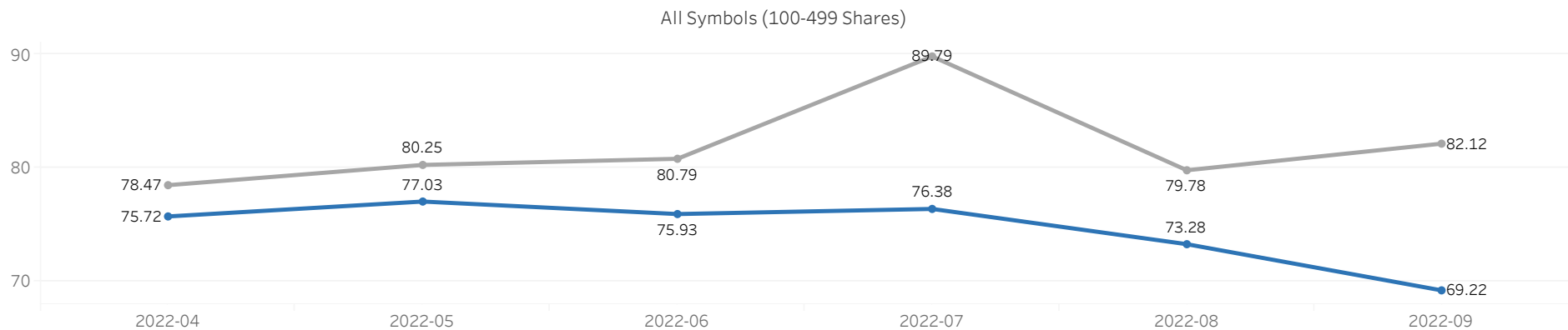
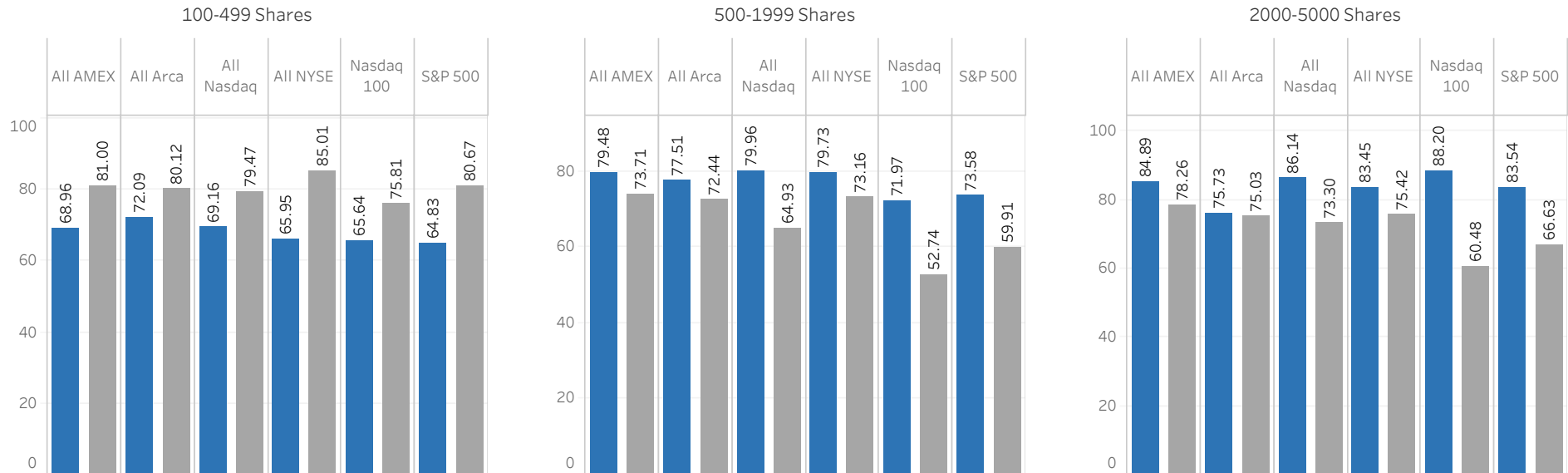


Source: Statistics cover 'Held' market and marketable limit non-oversized orders handled by APEX. Statistics provided by S3 Matching Technologies. S3 is an independent company and not affiliated with APEX. Industry statistics are derived from Rule 605 data. © 2022 S3 Matching Technologies



02 / September 2022 - Effective / Quoted (EQ)

■ Apex EQ
 ■ Industry EQ

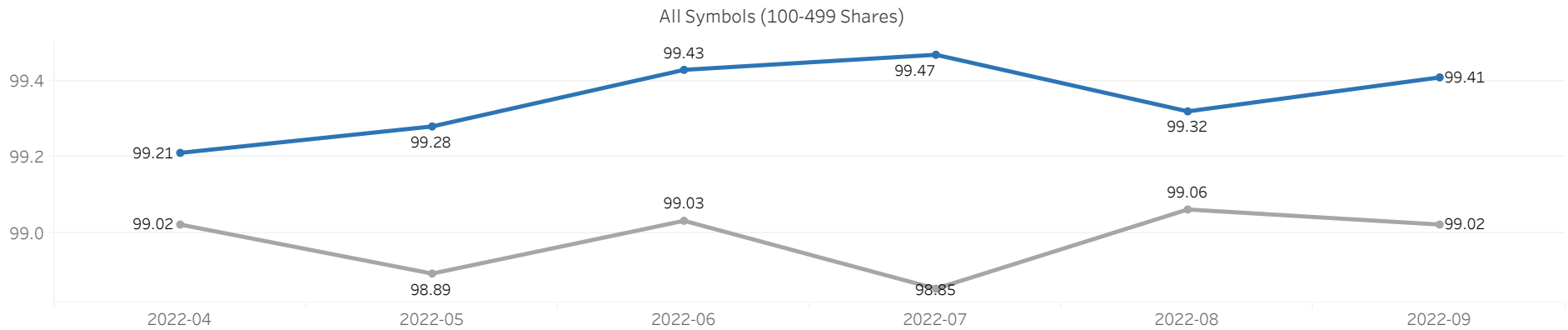
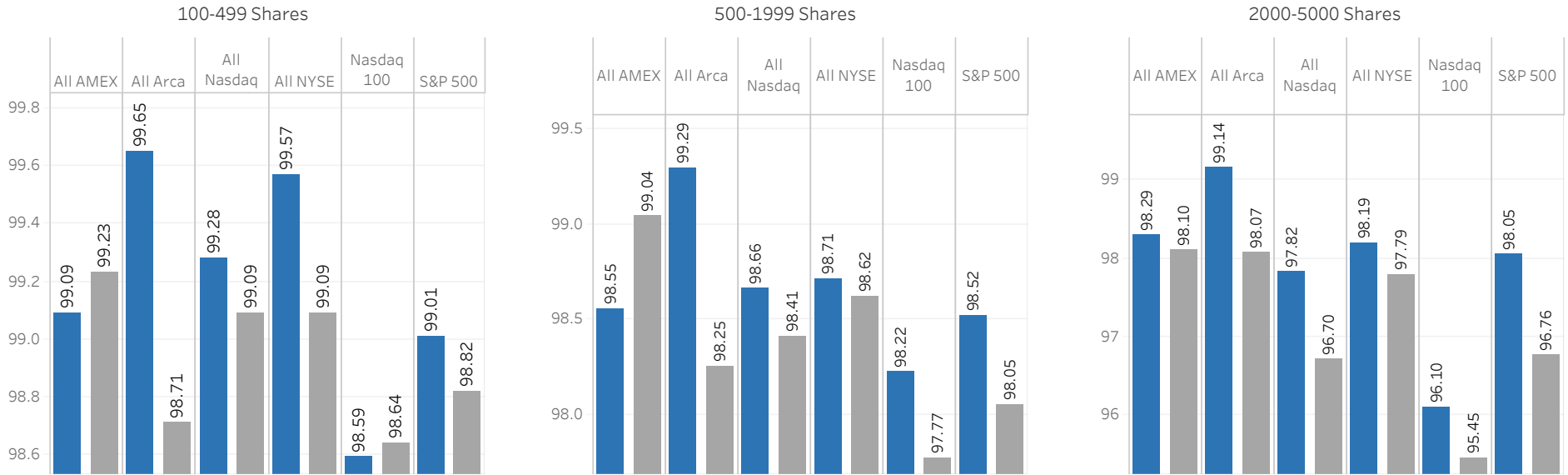


Source: Statistics cover 'Held' market and marketable limit non-oversized orders handled by APEX. Statistics provided by S3 Matching Technologies. S3 is an independent company and not affiliated with APEX. Industry statistics are derived from Rule 605 data. © 2022 S3 Matching Technologies



03 / September 2022 - At or Better (AOB)

■ Apex AOB
■ Industry AOB

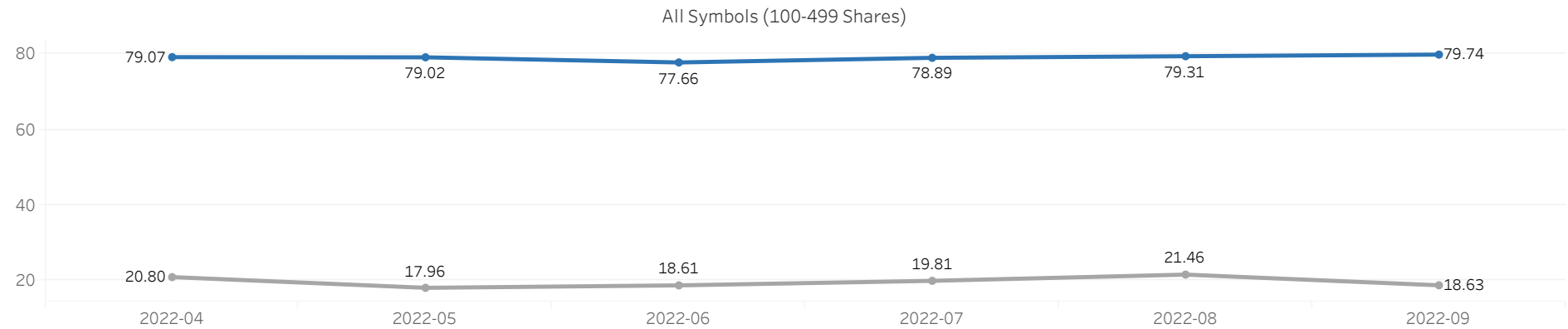
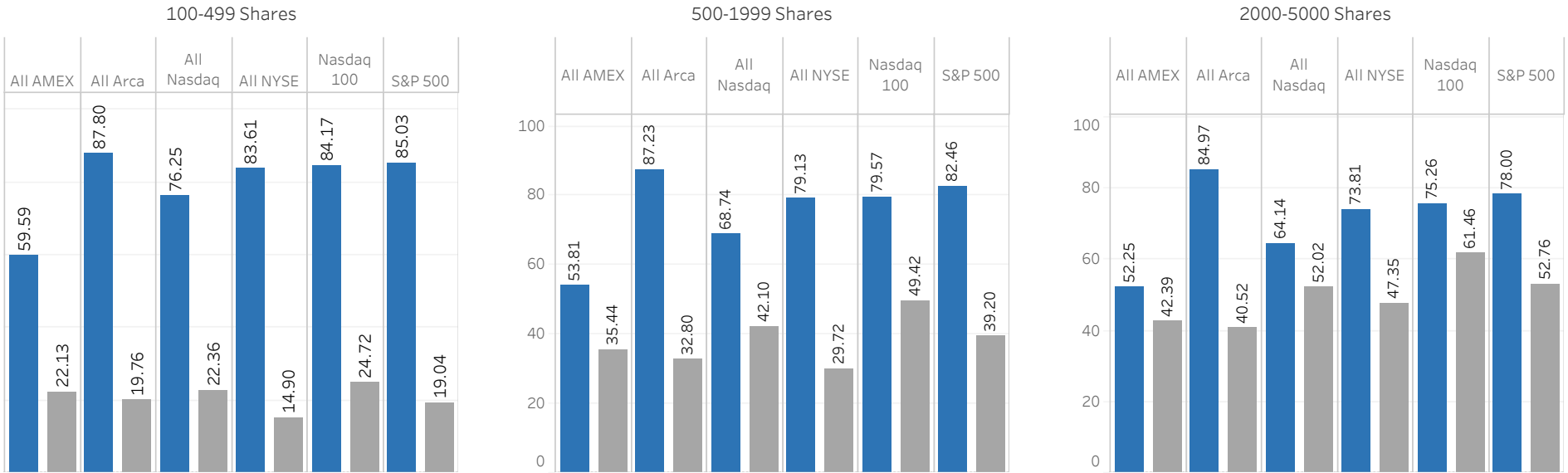


Source: Statistics cover 'Held' market and marketable limit non-oversized orders handled by APEX. Statistics provided by S3 Matching Technologies. S3 is an independent company and not affiliated with APEX. Industry statistics are derived from Rule 605 data. © 2022 S3 Matching Technologies



04 / September 2022 - Price Improved (PI)

■ Apex PI
■ Industry PI



Source: Statistics cover 'Held' market and marketable limit non-oversized orders handled by APEX. Statistics provided by S3 Matching Technologies. S3 is an independent company and not affiliated with APEX. Industry statistics are derived from Rule 605 data. © 2022 S3 Matching Technologies



05 / September 2022 - Summary

100-499 Shares

	Speed (Industry)	Speed (Apex)	EQ (Industry)	EQ (Apex)	AOB (Industry)	AOB (Apex)	PI (Industry)	PI (Apex)
All AMEX	0.02	0.03	81.00	68.96	99.23	99.09	22.13	59.59
All Arca	0.01	0.02	80.12	72.09	98.71	99.65	19.76	87.80
All Nasdaq	0.02	0.02	79.47	69.16	99.09	99.28	22.36	76.25
All NYSE	0.04	0.02	85.01	65.95	99.09	99.57	14.90	83.61
Nasdaq 100	0.01	0.01	75.81	65.64	98.64	98.59	24.72	84.17
S&P 500	0.02	0.01	80.67	64.83	98.82	99.01	19.04	85.03

500-1999 Shares

	Speed (Industry)	Speed (Apex)	EQ (Industry)	EQ (Apex)	AOB (Industry)	AOB (Apex)	PI (Industry)	PI (Apex)
All AMEX	0.04	0.02	73.71	79.48	99.04	98.55	35.44	53.81
All Arca	0.03	0.01	72.44	77.51	98.25	99.29	32.80	87.23
All Nasdaq	0.02	0.01	64.93	79.96	98.41	98.66	42.10	68.74
All NYSE	0.05	0.01	73.16	79.73	98.62	98.71	29.72	79.13
Nasdaq 100	0.00	0.01	52.74	71.97	97.77	98.22	49.42	79.57
S&P 500	0.02	0.01	59.91	73.58	98.05	98.52	39.20	82.46

2000-5000 Shares

	Speed (Industry)	Speed (Apex)	EQ (Industry)	EQ (Apex)	AOB (Industry)	AOB (Apex)	PI (Industry)	PI (Apex)
All AMEX	0.71	0.01	78.26	84.89	98.10	98.29	42.39	52.25
All Arca	0.03	0.02	75.03	75.73	98.07	99.14	40.52	84.97
All Nasdaq	0.05	0.01	73.30	86.14	96.70	97.82	52.02	64.14
All NYSE	0.04	0.01	75.42	83.45	97.79	98.19	47.35	73.81
Nasdaq 100	0.01	0.01	60.48	88.20	95.45	96.10	61.46	75.26
S&P 500	0.01	0.01	66.63	83.54	96.76	98.05	52.76	78.00

100-5000 Shares

	Speed (Industry)	Speed (Apex)	EQ (Industry)	EQ (Apex)	AOB (Industry)	AOB (Apex)	PI (Industry)	PI (Apex)
2022-04	0.12	0.03	73.66	81.33	98.36	98.33	33.69	71.74
2022-05	0.14	0.02	75.34	81.19	98.35	98.74	29.57	72.31
2022-06	0.09	0.02	75.87	81.32	98.44	98.74	31.09	70.72
2022-07	0.08	0.01	82.47	81.95	98.32	98.77	32.89	70.84
2022-08	0.19	0.01	75.30	78.80	98.32	98.61	35.00	72.59
2022-09	0.04	0.02	76.55	76.79	98.43	98.71	31.66	73.17

Source: Statistics cover 'Held' market and marketable limit non-oversized orders handled by APEX. Statistics provided by S3 Matching Technologies. S3 is an independent company and not affiliated with APEX. Industry statistics are derived from Rule 605 data. © 2022 S3 Matching Technologies

