



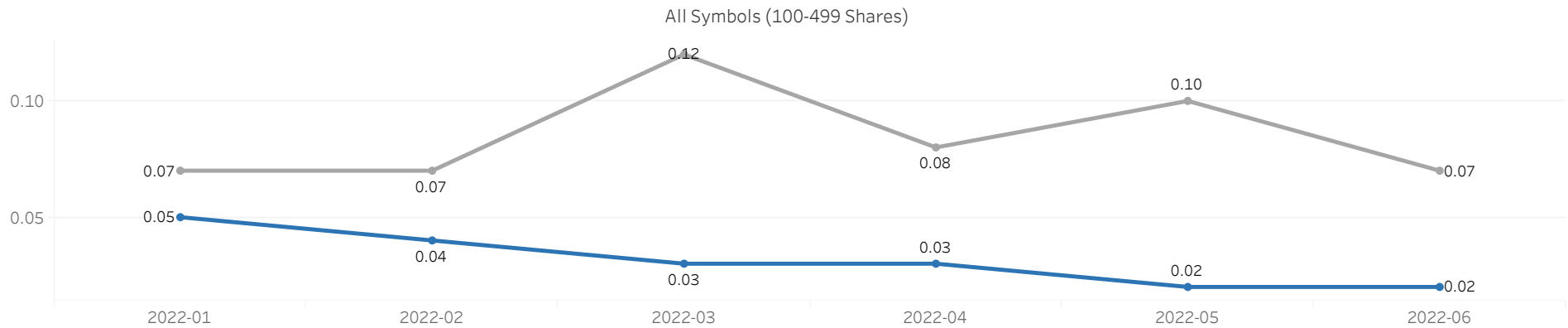
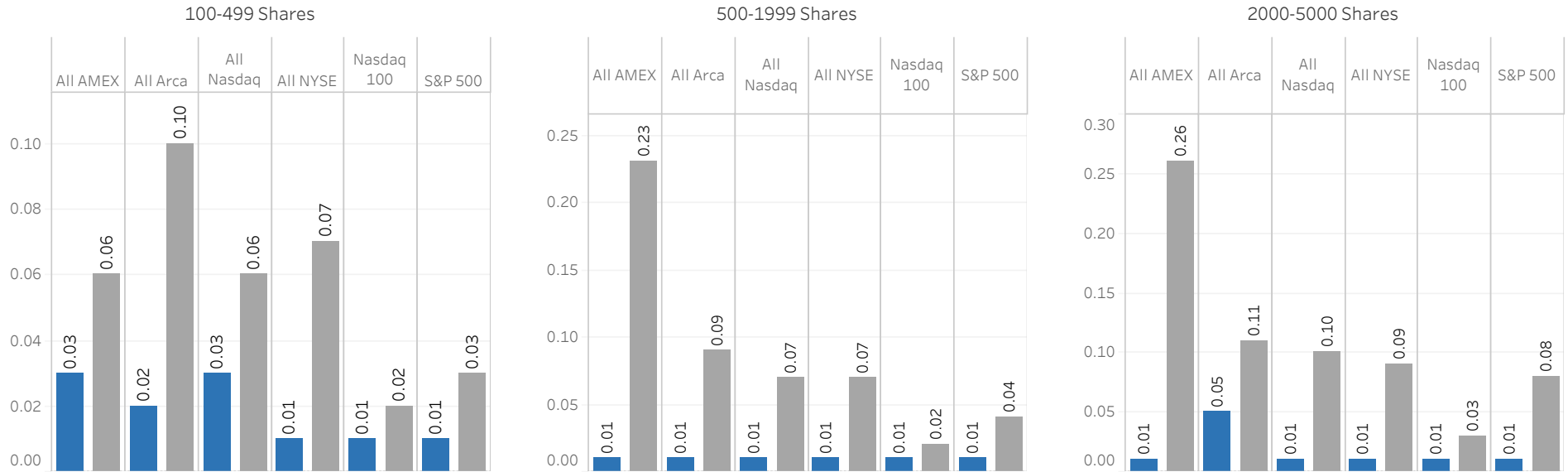
## Monthly Best Execution Statistics

June 2022



01 / June 2022 - Speed

■ Apex Speed  
■ Industry Speed

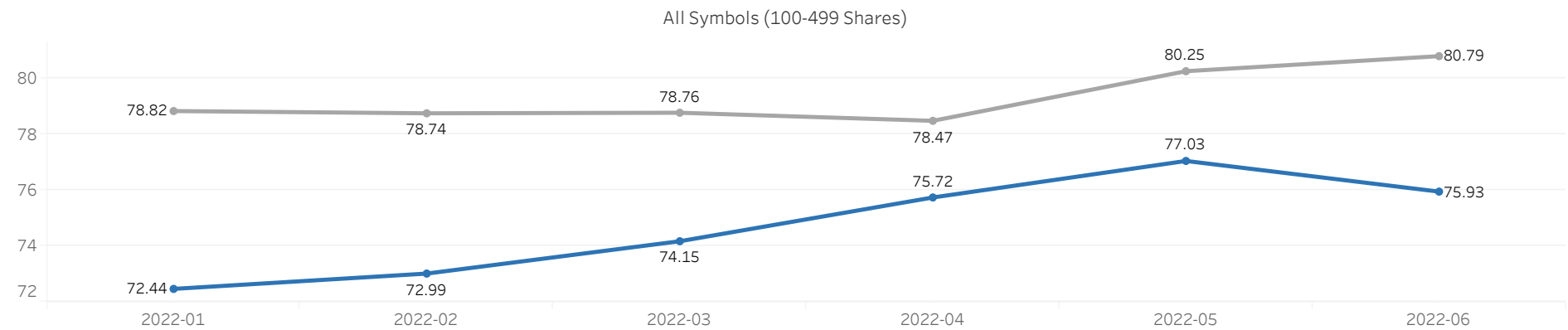
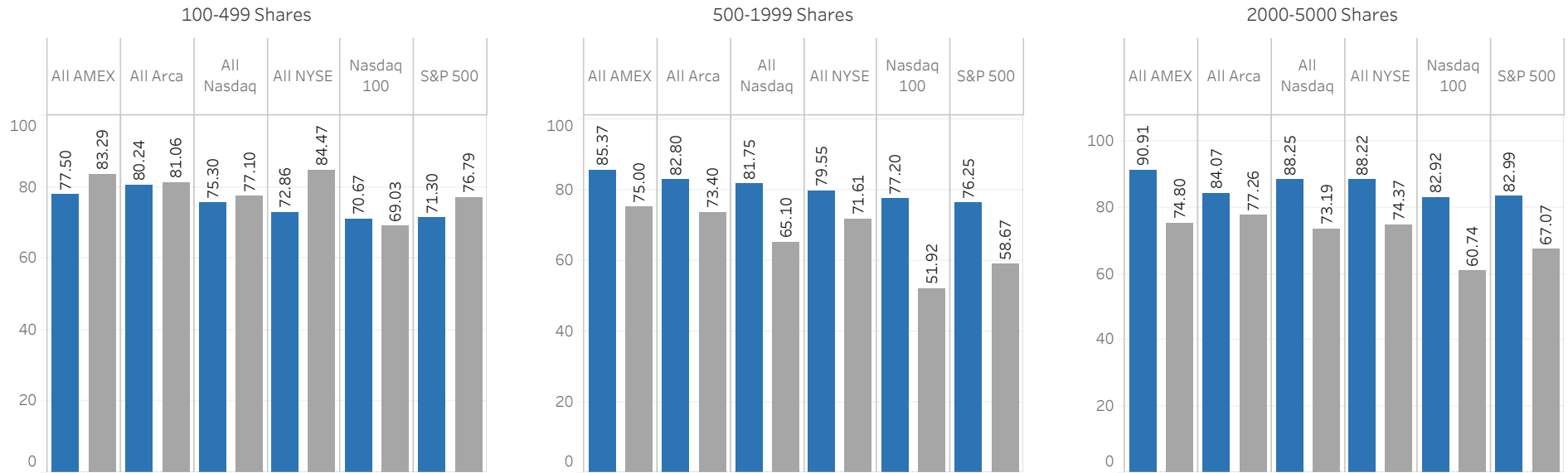


Source: Statistics cover 'Held' market and marketable limit non-oversized orders handled by APEX. Statistics provided by S3 Matching Technologies. S3 is an independent company and not affiliated with APEX. Industry statistics are derived from Rule 605 data. © 2022 S3 Matching Technologies



02 / June 2022 - Effective / Quoted (EQ)

■ Apex EQ  
 ■ Industry EQ

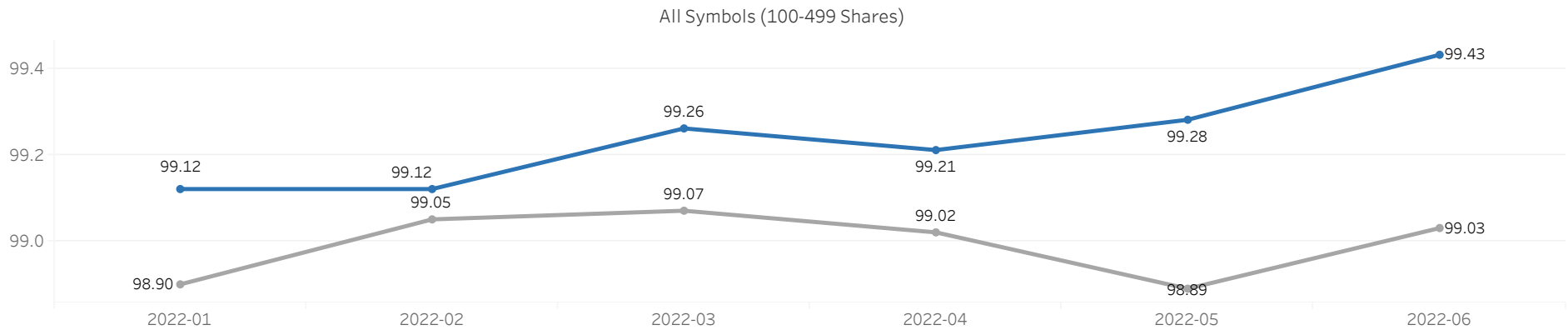
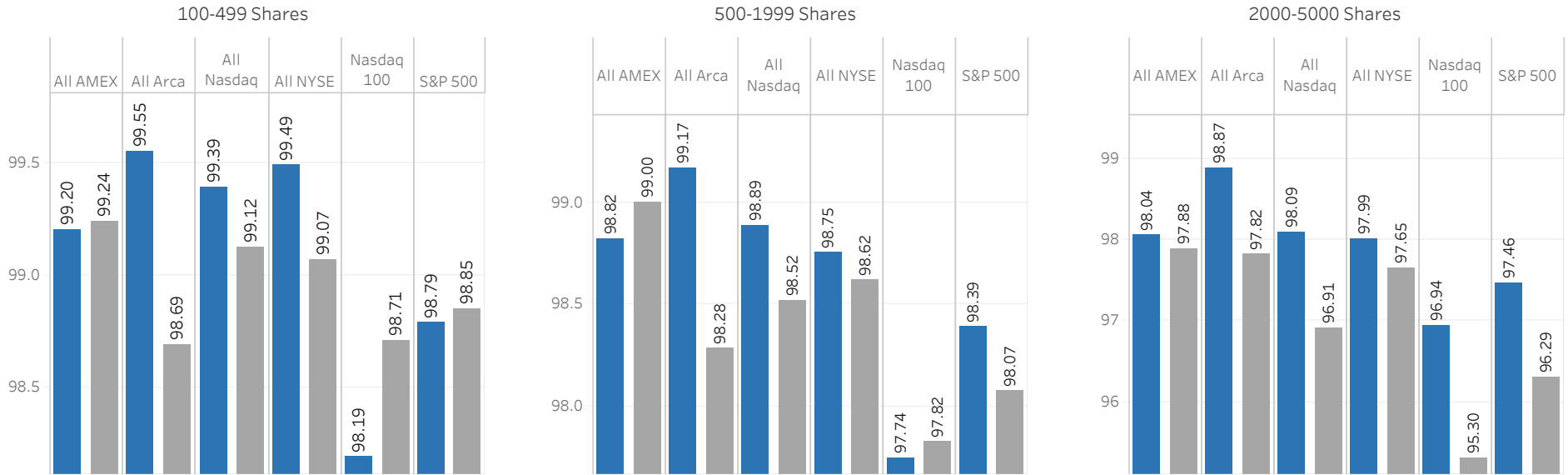


Source: Statistics cover 'Held' market and marketable limit non-oversized orders handled by APEX. Statistics provided by S3 Matching Technologies. S3 is an independent company and not affiliated with APEX. Industry statistics are derived from Rule 605 data. © 2022 S3 Matching Technologies



03 / June 2022 - At or Better (AOB)

■ Apex AOB  
■ Industry AOB

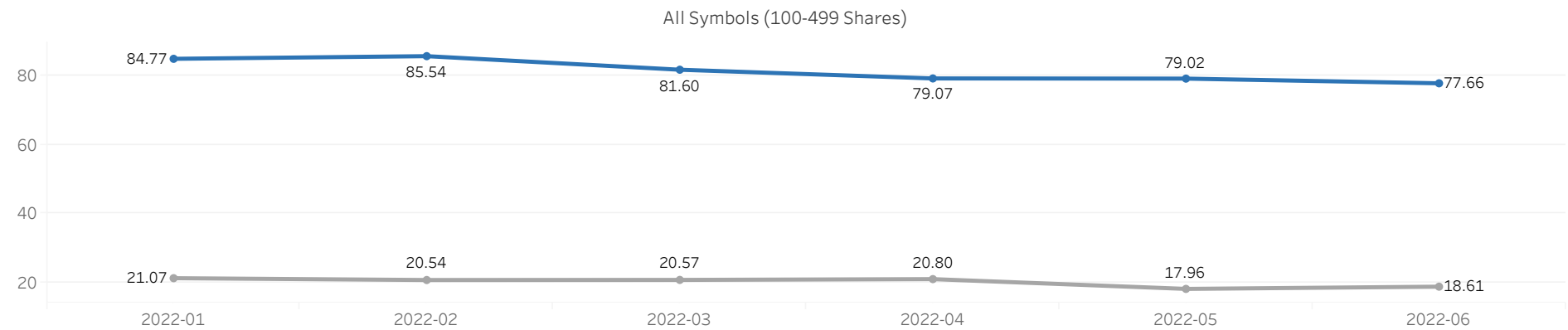
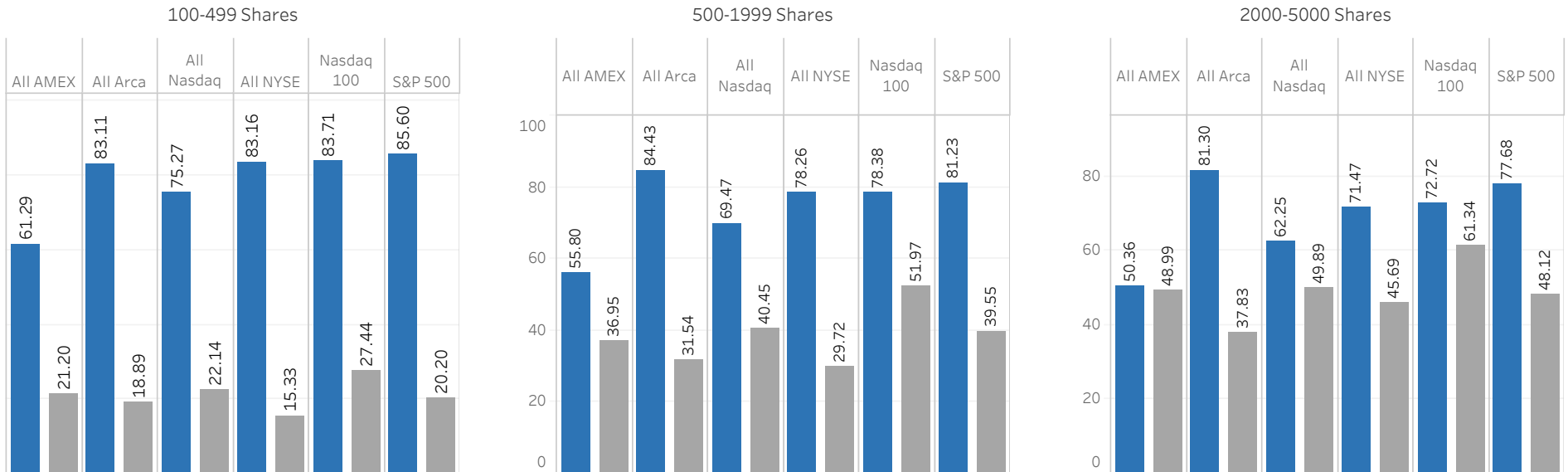


Source: Statistics cover 'Held' market and marketable limit non-oversized orders handled by APEX. Statistics provided by S3 Matching Technologies. S3 is an independent company and not affiliated with APEX. Industry statistics are derived from Rule 605 data. © 2022 S3 Matching Technologies



04 / June 2022 - Price Improved (PI)

■ Apex PI  
■ Industry PI



Source: Statistics cover 'Held' market and marketable limit non-oversized orders handled by APEX. Statistics provided by S3 Matching Technologies. S3 is an independent company and not affiliated with APEX. Industry statistics are derived from Rule 605 data. © 2022 S3 Matching Technologies



05 / June 2022 - Summary

100-499 Shares

|            | Speed (Industry) | Speed (Apex) | EQ (Industry) | EQ (Apex) | AOB (Industry) | AOB (Apex) | PI (Industry) | PI (Apex) |
|------------|------------------|--------------|---------------|-----------|----------------|------------|---------------|-----------|
| All AMEX   | 0.06             | 0.03         | 83.29         | 77.50     | 99.24          | 99.20      | 21.20         | 61.29     |
| All Arca   | 0.10             | 0.02         | 81.06         | 80.24     | 98.69          | 99.55      | 18.89         | 83.11     |
| All Nasdaq | 0.06             | 0.03         | 77.10         | 75.30     | 99.12          | 99.39      | 22.14         | 75.27     |
| All NYSE   | 0.07             | 0.01         | 84.47         | 72.86     | 99.07          | 99.49      | 15.33         | 83.16     |
| Nasdaq 100 | 0.02             | 0.01         | 69.03         | 70.67     | 98.71          | 98.19      | 27.44         | 83.71     |
| S&P 500    | 0.03             | 0.01         | 76.79         | 71.30     | 98.85          | 98.79      | 20.20         | 85.60     |

500-1999 Shares

|            | Speed (Industry) | Speed (Apex) | EQ (Industry) | EQ (Apex) | AOB (Industry) | AOB (Apex) | PI (Industry) | PI (Apex) |
|------------|------------------|--------------|---------------|-----------|----------------|------------|---------------|-----------|
| All AMEX   | 0.23             | 0.01         | 75.00         | 85.37     | 99.00          | 98.82      | 36.95         | 55.80     |
| All Arca   | 0.09             | 0.01         | 73.40         | 82.80     | 98.28          | 99.17      | 31.54         | 84.43     |
| All Nasdaq | 0.07             | 0.01         | 65.10         | 81.75     | 98.52          | 98.89      | 40.45         | 69.47     |
| All NYSE   | 0.07             | 0.01         | 71.61         | 79.55     | 98.62          | 98.75      | 29.72         | 78.26     |
| Nasdaq 100 | 0.02             | 0.01         | 51.92         | 77.20     | 97.82          | 97.74      | 51.97         | 78.38     |
| S&P 500    | 0.04             | 0.01         | 58.67         | 76.25     | 98.07          | 98.39      | 39.55         | 81.23     |

2000-5000 Shares

|            | Speed (Industry) | Speed (Apex) | EQ (Industry) | EQ (Apex) | AOB (Industry) | AOB (Apex) | PI (Industry) | PI (Apex) |
|------------|------------------|--------------|---------------|-----------|----------------|------------|---------------|-----------|
| All AMEX   | 0.26             | 0.01         | 74.80         | 90.91     | 97.88          | 98.04      | 48.99         | 50.36     |
| All Arca   | 0.11             | 0.05         | 77.26         | 84.07     | 97.82          | 98.87      | 37.83         | 81.30     |
| All Nasdaq | 0.10             | 0.01         | 73.19         | 88.25     | 96.91          | 98.09      | 49.89         | 62.25     |
| All NYSE   | 0.09             | 0.01         | 74.37         | 88.22     | 97.65          | 97.99      | 45.69         | 71.47     |
| Nasdaq 100 | 0.03             | 0.01         | 60.74         | 82.92     | 95.30          | 96.94      | 61.34         | 72.72     |
| S&P 500    | 0.08             | 0.01         | 67.07         | 82.99     | 96.29          | 97.46      | 48.12         | 77.68     |

100-5000 Shares

|         | Speed (Industry) | Speed (Apex) | EQ (Industry) | EQ (Apex) | AOB (Industry) | AOB (Apex) | PI (Industry) | PI (Apex) |
|---------|------------------|--------------|---------------|-----------|----------------|------------|---------------|-----------|
| 2022-01 | 0.13             | 0.04         | 74.52         | 81.98     | 98.27          | 97.51      | 31.97         | 75.69     |
| 2022-02 | 0.18             | 0.04         | 74.39         | 82.33     | 98.40          | 97.71      | 31.58         | 75.51     |
| 2022-03 | 0.15             | 0.03         | 73.79         | 82.15     | 98.45          | 97.97      | 32.81         | 72.52     |
| 2022-04 | 0.12             | 0.03         | 73.66         | 81.33     | 98.36          | 98.33      | 33.69         | 71.74     |
| 2022-05 | 0.14             | 0.02         | 75.34         | 81.19     | 98.35          | 98.74      | 29.57         | 72.31     |
| 2022-06 | 0.09             | 0.02         | 75.87         | 81.32     | 98.44          | 98.74      | 31.09         | 70.72     |

Source: Statistics cover 'Held' market and marketable limit non-oversized orders handled by APEX. Statistics provided by S3 Matching Technologies. S3 is an independent company and not affiliated with APEX. Industry statistics are derived from Rule 605 data. © 2022 S3 Matching Technologies

