



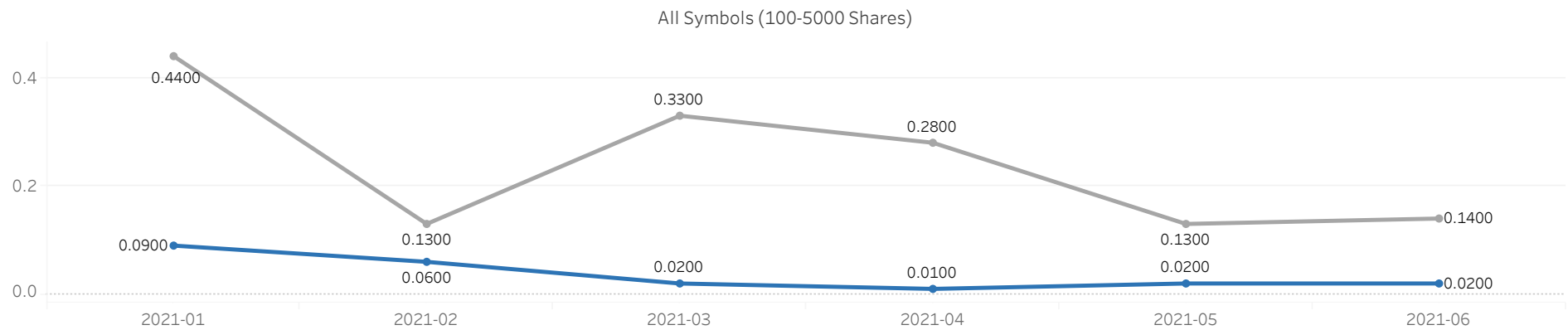
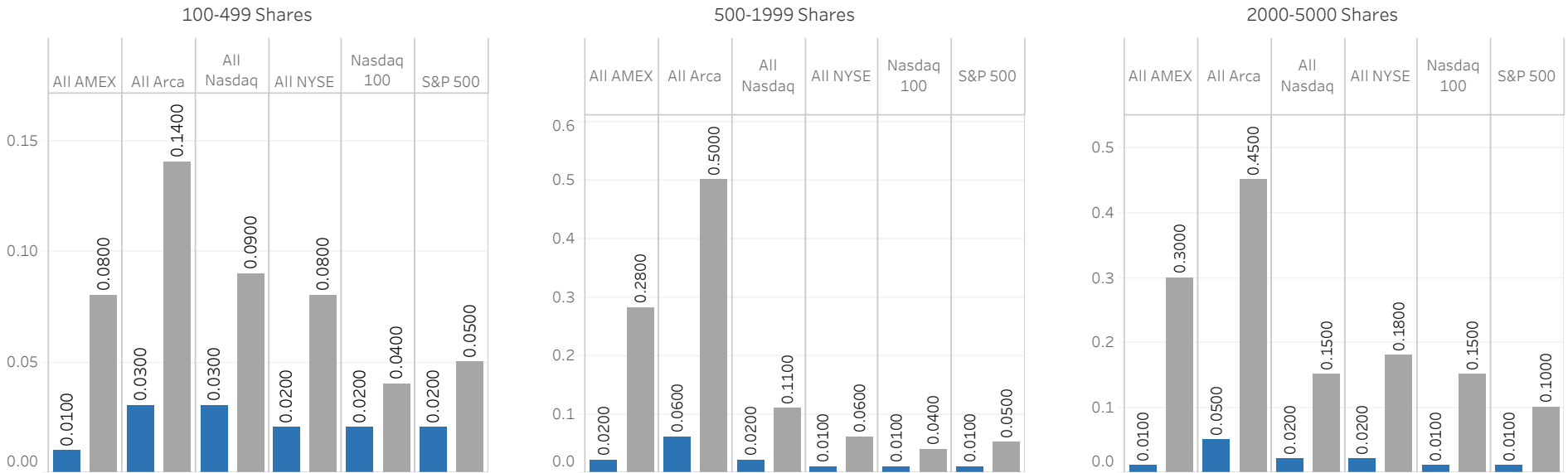
Monthly Best Execution Statistics

June 2021



01 / June 2021 - Speed

■ Apex Speed
 ■ Industry Speed

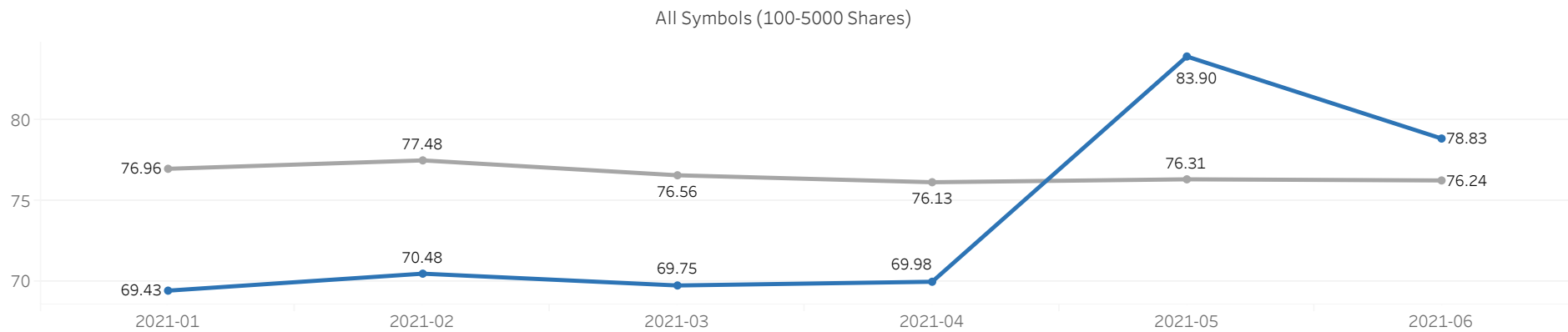
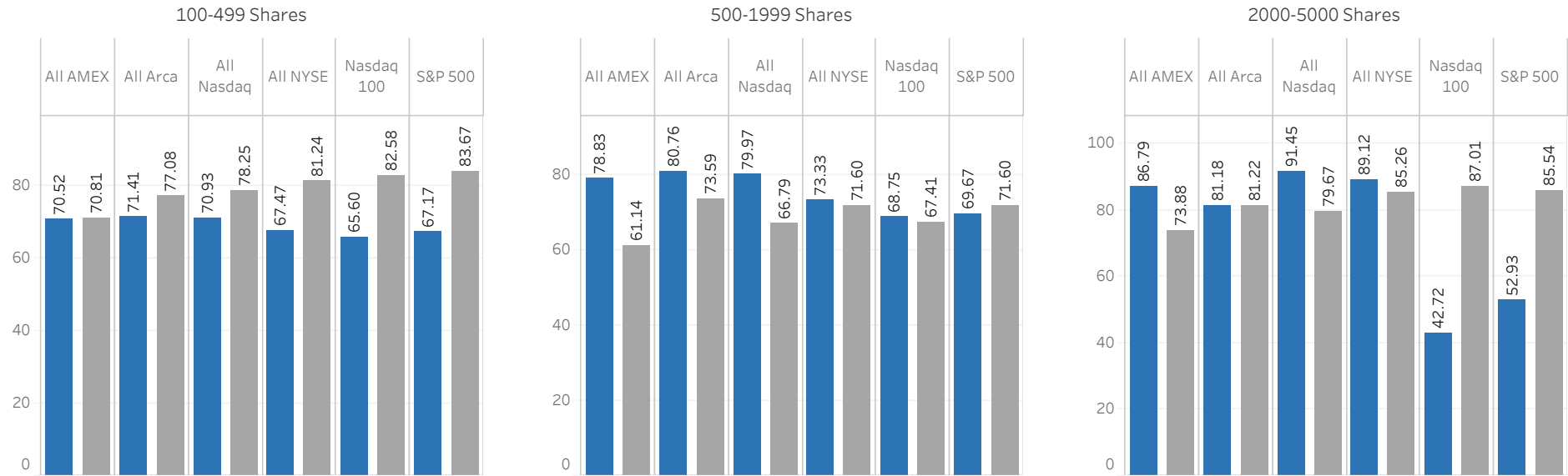


Source: Statistics cover 'Held' market and marketable limit orders handled by APEX. Statistics provided by S3 Matching Technologies. S3 is an independent company and not affiliated with APEX. Industry statistics are derived from Rule 605 data. © 2021 S3 Matching Technologies



02 / June 2021 - Effective / Quoted (EQ)

■ Apex EQ
 ■ Industry EQ

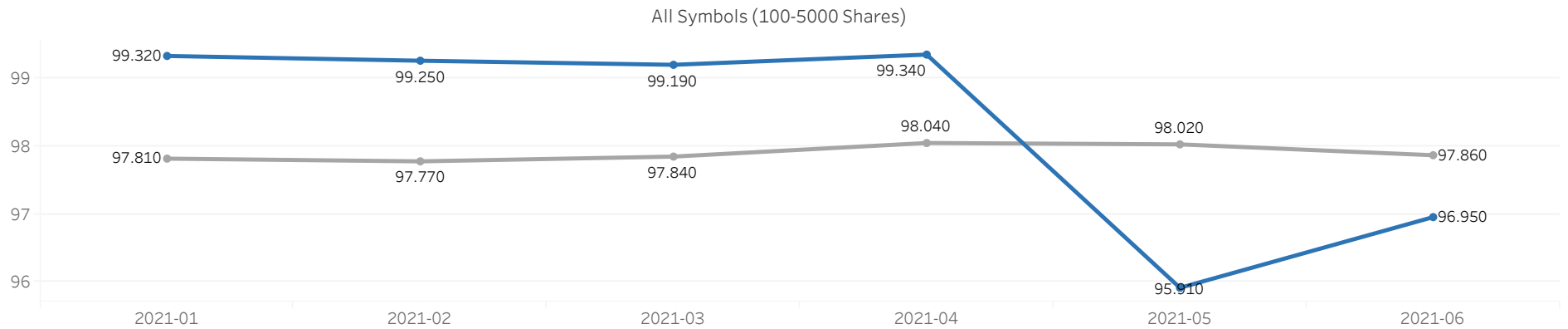
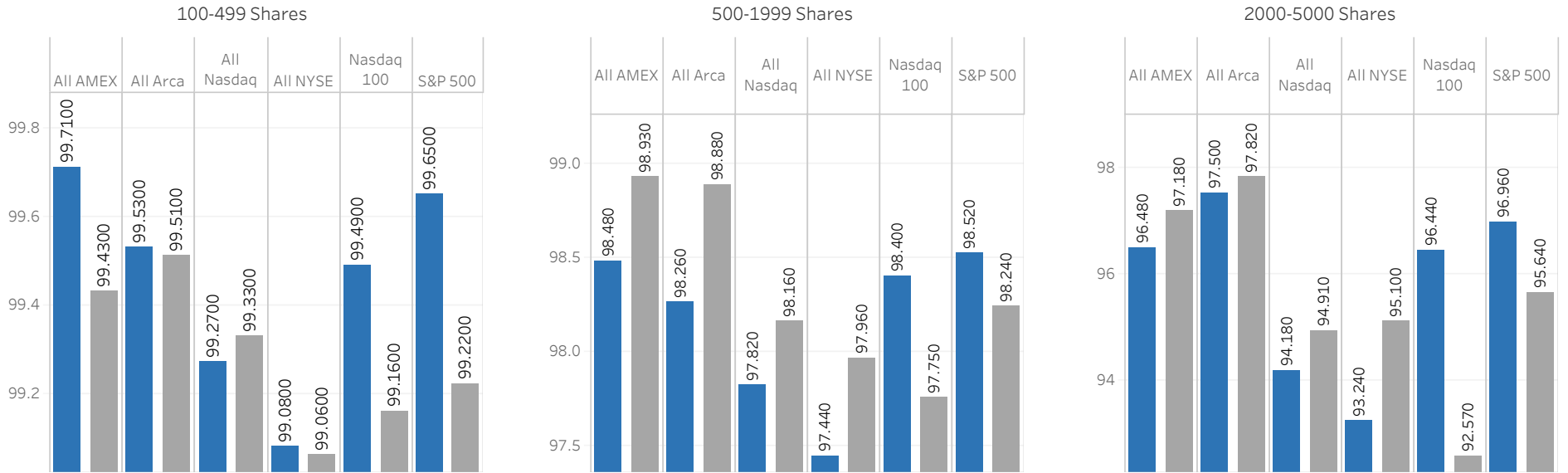


Source: Statistics cover 'Held' market and marketable limit orders handled by APEX. Statistics provided by S3 Matching Technologies. S3 is an independent company and not affiliated with APEX. Industry statistics are derived from Rule 605 data. © 2021 S3 Matching Technologies



03 / June 2021 - At or Better (AOB)

■ Apex AOB
■ Industry AOB

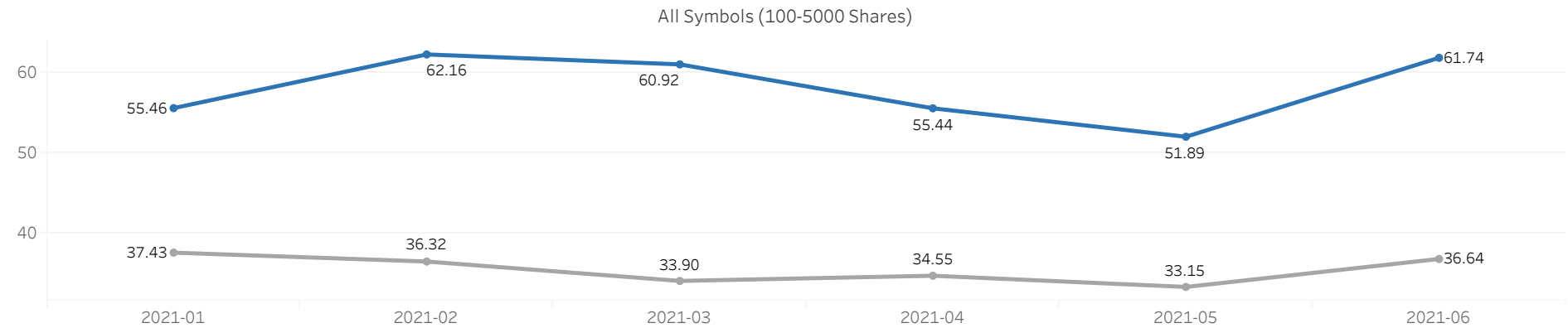
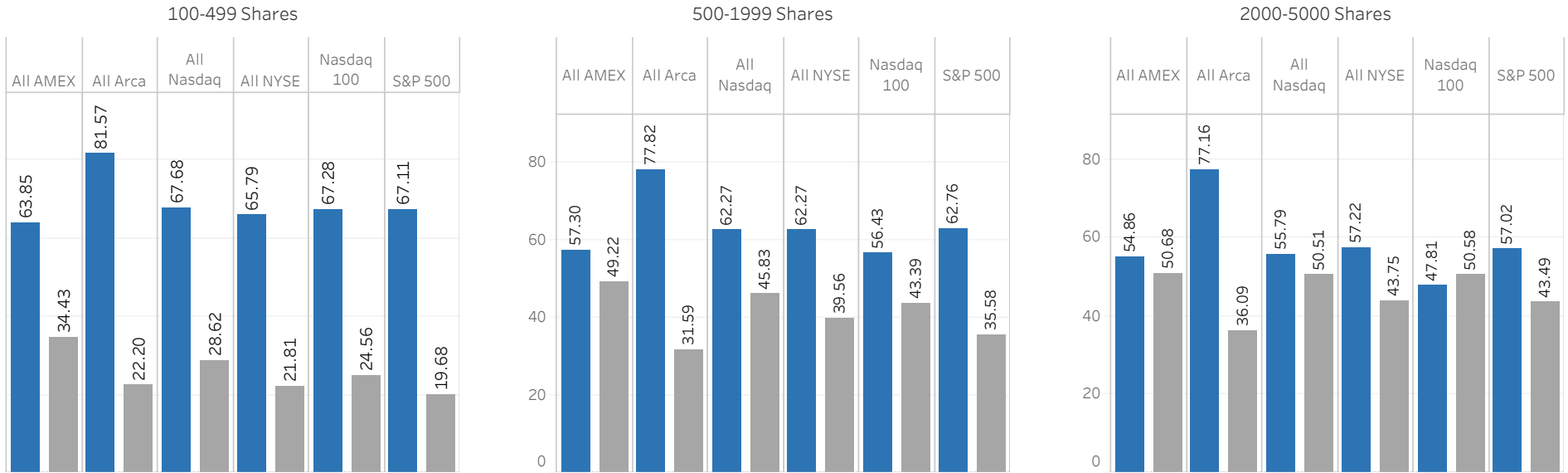


Source: Statistics cover 'Held' market and marketable limit orders handled by APEX. Statistics provided by S3 Matching Technologies. S3 is an independent company and not affiliated with APEX. Industry statistics are derived from Rule 605 data. © 2021 S3 Matching Technologies



04 / June 2021 - Price Improved (PI)

■ Apex PI
■ Industry PI



Source: Statistics cover 'Held' market and marketable limit orders handled by APEX. Statistics provided by S3 Matching Technologies. S3 is an independent company and not affiliated with APEX. Industry statistics are derived from Rule 605 data. © 2021 S3 Matching Technologies



05 / June 2021 - Summary

100-499 Shares

	Speed (Industry)	Speed (Apex)	EQ (Industry)	EQ (Apex)	AOB (Industry)	AOB (Apex)	PI (Industry)	PI (Apex)
All AMEX	0.08	0.01	70.81	70.52	99.43	99.71	34.43	63.85
All Arca	0.14	0.03	77.08	71.41	99.51	99.53	22.20	81.57
All Nasdaq	0.09	0.03	78.25	70.93	99.33	99.27	28.62	67.68
All NYSE	0.08	0.02	81.24	67.47	99.06	99.08	21.81	65.79
Nasdaq 100	0.04	0.02	82.58	65.60	99.16	99.49	24.56	67.28
S&P 500	0.05	0.02	83.67	67.17	99.22	99.65	19.68	67.11

500-1999 Shares

	Speed (Industry)	Speed (Apex)	EQ (Industry)	EQ (Apex)	AOB (Industry)	AOB (Apex)	PI (Industry)	PI (Apex)
All AMEX	0.28	0.02	61.14	78.83	98.93	98.48	49.22	57.30
All Arca	0.50	0.06	73.59	80.76	98.88	98.26	31.59	77.82
All Nasdaq	0.11	0.02	66.79	79.97	98.16	97.82	45.83	62.27
All NYSE	0.06	0.01	71.60	73.33	97.96	97.44	39.56	62.27
Nasdaq 100	0.04	0.01	67.41	68.75	97.75	98.40	43.39	56.43
S&P 500	0.05	0.01	71.60	69.67	98.24	98.52	35.58	62.76

2000-5000 Shares

	Speed (Industry)	Speed (Apex)	EQ (Industry)	EQ (Apex)	AOB (Industry)	AOB (Apex)	PI (Industry)	PI (Apex)
All AMEX	0.30	0.01	73.88	86.79	97.18	96.48	50.68	54.86
All Arca	0.45	0.05	81.22	81.18	97.82	97.50	36.09	77.16
All Nasdaq	0.15	0.02	79.67	91.45	94.91	94.18	50.51	55.79
All NYSE	0.18	0.02	85.26	89.12	95.10	93.24	43.75	57.22
Nasdaq 100	0.15	0.01	87.01	42.72	92.57	96.44	50.58	47.81
S&P 500	0.10	0.01	85.54	52.93	95.64	96.96	43.49	57.02

100-5000 Shares

	Speed (Industry)	Speed (Apex)	EQ (Industry)	EQ (Apex)	AOB (Industry)	AOB (Apex)	PI (Industry)	PI (Apex)
2021-01	0.44	0.09	76.96	69.43	97.81	99.32	37.43	55.46
2021-02	0.13	0.06	77.48	70.48	97.77	99.25	36.32	62.16
2021-03	0.33	0.02	76.56	69.75	97.84	99.19	33.90	60.92
2021-04	0.28	0.01	76.13	69.98	98.04	99.34	34.55	55.44
2021-05	0.13	0.02	76.31	83.90	98.02	95.91	33.15	51.89
2021-06	0.14	0.02	76.24	78.83	97.86	96.95	36.64	61.74

Source: Statistics cover 'Held' market and marketable limit orders handled by APEX. Statistics provided by S3 Matching Technologies. S3 is an independent company and not affiliated with APEX. Industry statistics are derived from Rule 605 data. © 2021 S3 Matching Technologies

