



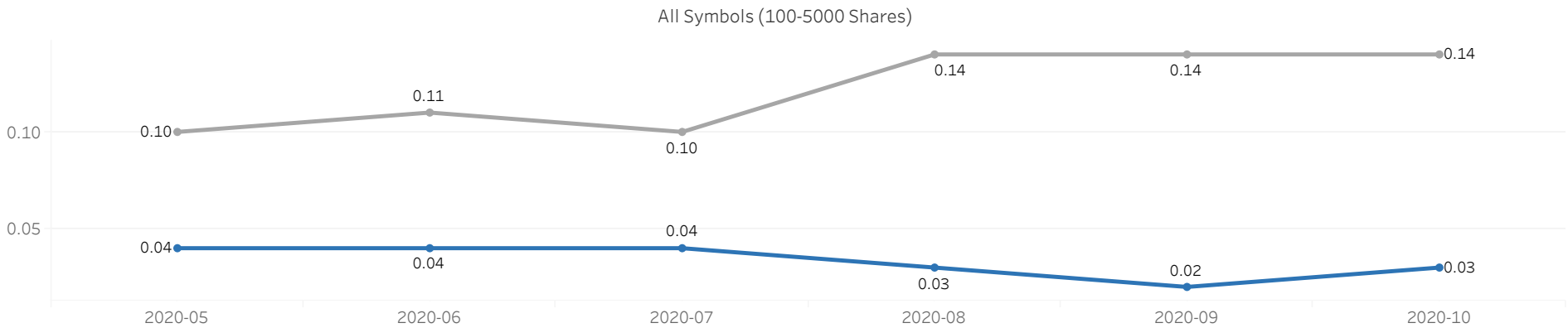
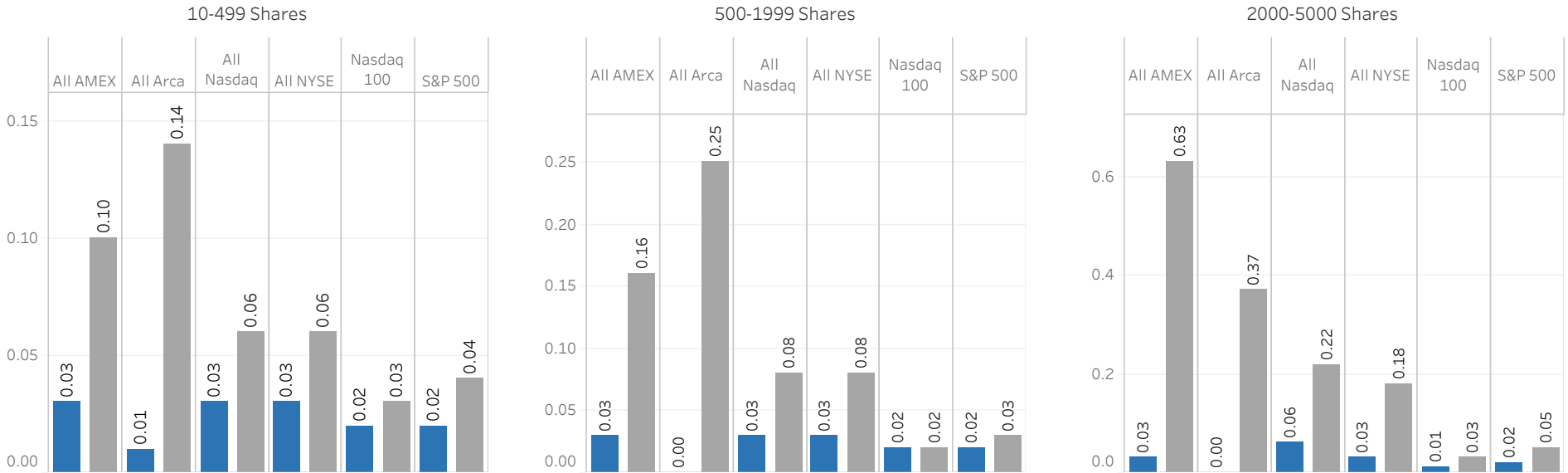
Monthly Best Execution Statistics

October 2020



01 / October 2020 - Speed

■ Apex Speed
 ■ Industry Speed

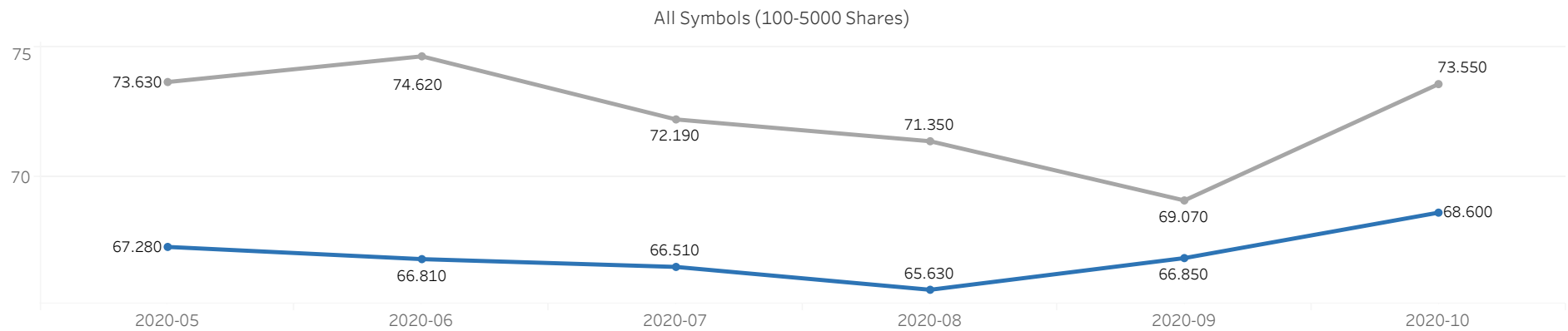
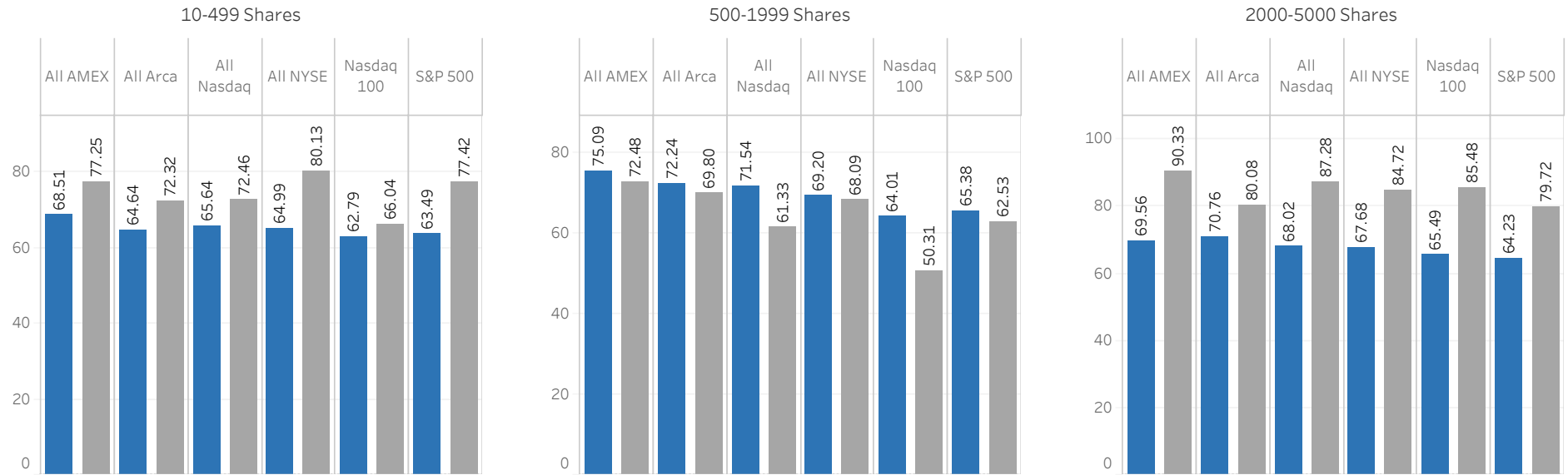


Source: Statistics cover 'Held' market and marketable limit orders handled by APEX. Statistics provided by S3 Matching Technologies. S3 is an independent company and not affiliated with APEX. Industry statistics are derived from Rule 605 data. © 2020 S3 Matching Technologies



02 / October 2020 - Effective / Quoted (EQ)

■ Apex EQ
 ■ Industry EQ

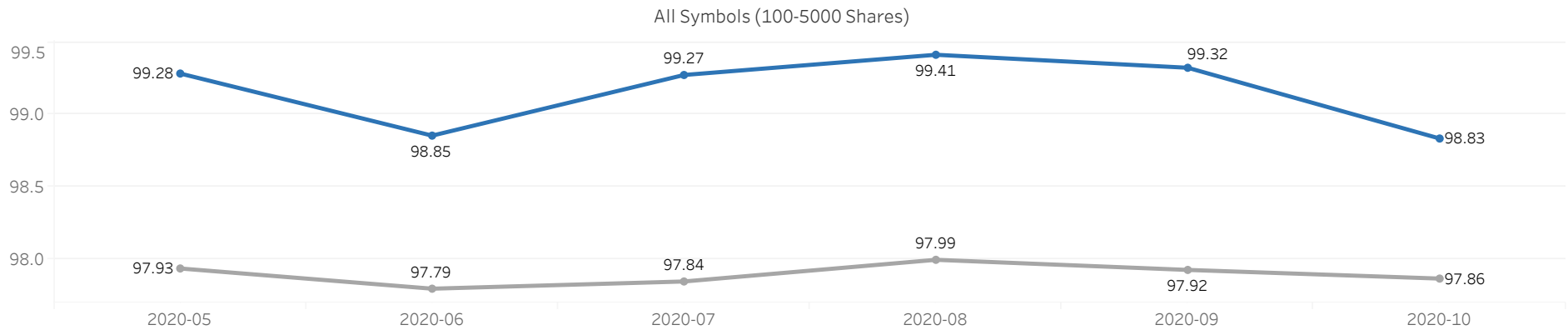
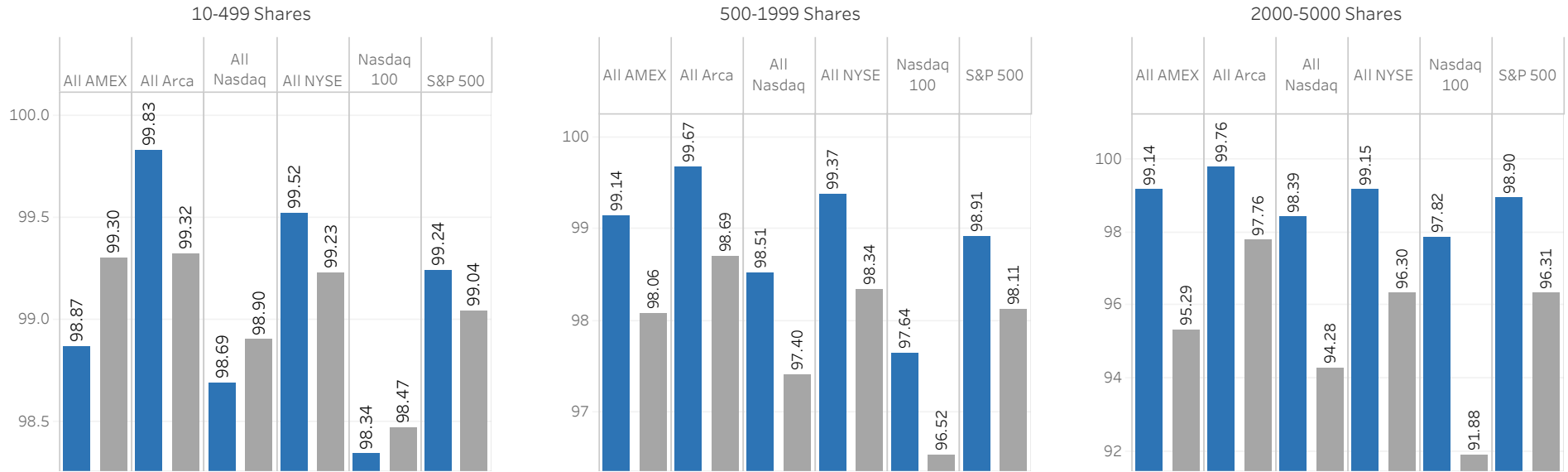


Source: Statistics cover 'Held' market and marketable limit orders handled by APEX. Statistics provided by S3 Matching Technologies. S3 is an independent company and not affiliated with APEX. Industry statistics are derived from Rule 605 data. © 2020 S3 Matching Technologies



03 / October 2020 - At or Better (AOB)

■ Apex AOB
■ Industry AOB

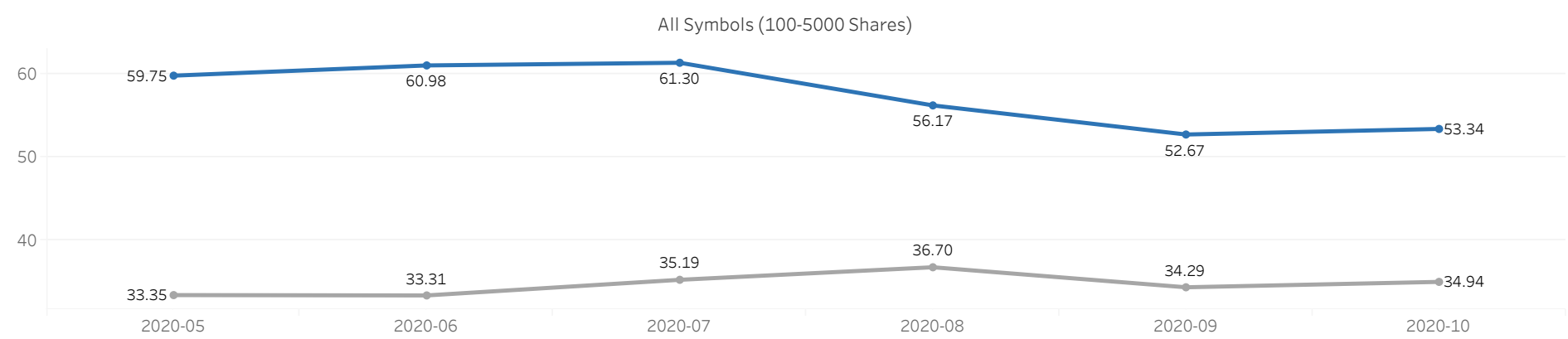
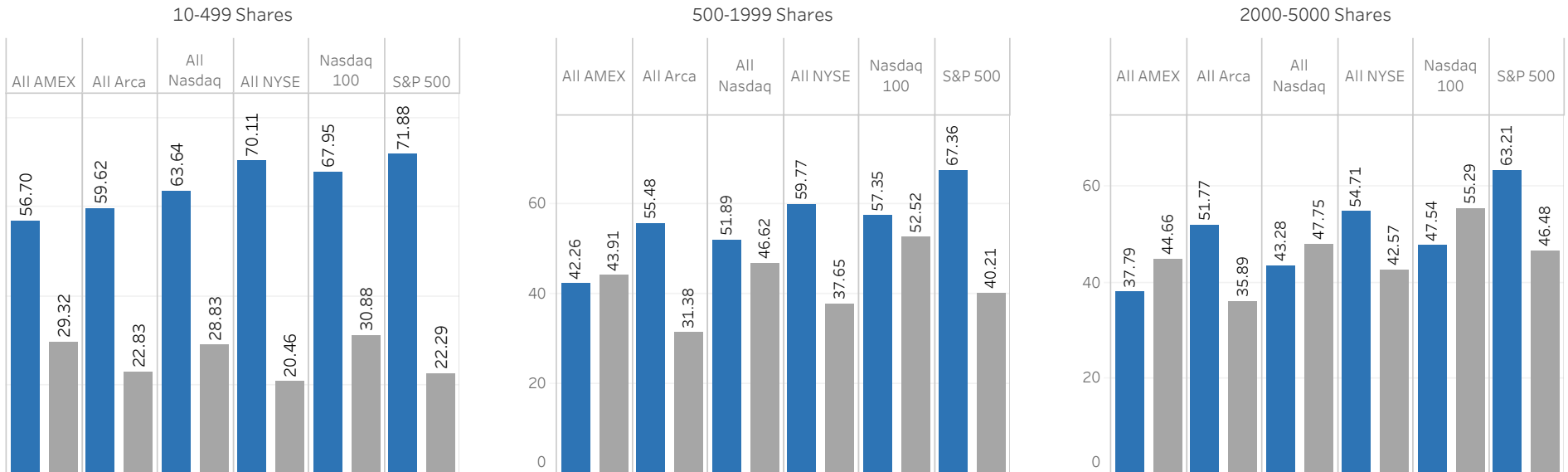


Source: Statistics cover 'Held' market and marketable limit orders handled by APEX. Statistics provided by S3 Matching Technologies. S3 is an independent company and not affiliated with APEX. Industry statistics are derived from Rule 605 data. © 2020 S3 Matching Technologies



04 / October 2020 - Price Improved (PI)

■ Apex PI
■ Industry PI



Source: Statistics cover 'Held' market and marketable limit orders handled by APEX. Statistics provided by S3 Matching Technologies. S3 is an independent company and not affiliated with APEX. Industry statistics are derived from Rule 605 data. © 2020 S3 Matching Technologies



05 / October 2020 - Summary

100-499 Shares

	Speed (Industry)	Speed (Apex)	EQ (Industry)	EQ (Apex)	AOB (Industry)	AOB (Apex)	PI (Industry)	PI (Apex)
All AMEX	0.10	0.03	77.25	68.51	99.30	98.87	29.32	56.70
All Arca	0.14	0.01	72.32	64.64	99.32	99.83	22.83	59.62
All Nasdaq	0.06	0.03	72.46	65.64	98.90	98.69	28.83	63.64
All NYSE	0.06	0.03	80.13	64.99	99.23	99.52	20.46	70.11
Nasdaq 100	0.03	0.02	66.04	62.79	98.47	98.34	30.88	67.95
S&P 500	0.04	0.02	77.42	63.49	99.04	99.24	22.29	71.88

500-1999 Shares

	Speed (Industry)	Speed (Apex)	EQ (Industry)	EQ (Apex)	AOB (Industry)	AOB (Apex)	PI (Industry)	PI (Apex)
All AMEX	0.16	0.03	72.48	75.09	98.06	99.14	43.91	42.26
All Arca	0.25	0.00	69.80	72.24	98.69	99.67	31.38	55.48
All Nasdaq	0.08	0.03	61.33	71.54	97.40	98.51	46.62	51.89
All NYSE	0.08	0.03	68.09	69.20	98.34	99.37	37.65	59.77
Nasdaq 100	0.02	0.02	50.31	64.01	96.52	97.64	52.52	57.35
S&P 500	0.03	0.02	62.53	65.38	98.11	98.91	40.21	67.36

2000-5000 Shares

	Speed (Industry)	Speed (Apex)	EQ (Industry)	EQ (Apex)	AOB (Industry)	AOB (Apex)	PI (Industry)	PI (Apex)
All AMEX	0.63	0.03	90.33	69.56	95.29	99.14	44.66	37.79
All Arca	0.37	0.00	80.08	70.76	97.76	99.76	35.89	51.77
All Nasdaq	0.22	0.06	87.28	68.02	94.28	98.39	47.75	43.28
All NYSE	0.18	0.03	84.72	67.68	96.30	99.15	42.57	54.71
Nasdaq 100	0.03	0.01	85.48	65.49	91.88	97.82	55.29	47.54
S&P 500	0.05	0.02	79.72	64.23	96.31	98.90	46.48	63.21

100-5000 Shares

	Speed (Industry)	Speed (Apex)	EQ (Industry)	EQ (Apex)	AOB (Industry)	AOB (Apex)	PI (Industry)	PI (Apex)
2020-05	0.10	0.04	73.63	67.28	97.93	99.28	33.35	59.75
2020-06	0.11	0.04	74.62	66.81	97.79	98.85	33.31	60.98
2020-07	0.10	0.04	72.19	66.51	97.84	99.27	35.19	61.30
2020-08	0.14	0.03	71.35	65.63	97.99	99.41	36.70	56.17
2020-09	0.14	0.02	69.07	66.85	97.92	99.32	34.29	52.67
2020-10	0.14	0.03	73.55	68.60	97.86	98.83	34.94	53.34

Source: Statistics cover 'Held' market and marketable limit orders handled by APEX. Statistics provided by S3 Matching Technologies. S3 is an independent company and not affiliated with APEX. Industry statistics are derived from Rule 605 data. © 2020 S3 Matching Technologies

